



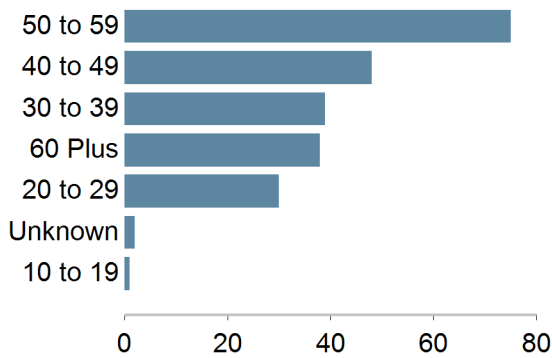
Report Criteria:

Organizations: Coachella Valley Rescue Mission

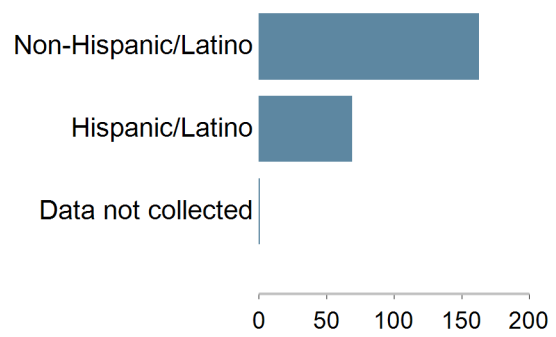
Programs: CVAG - CVRM CC Shelter, CVAG - CVRM DHS Shelter, CVAG - CVRM PS Shelter

Clients Served

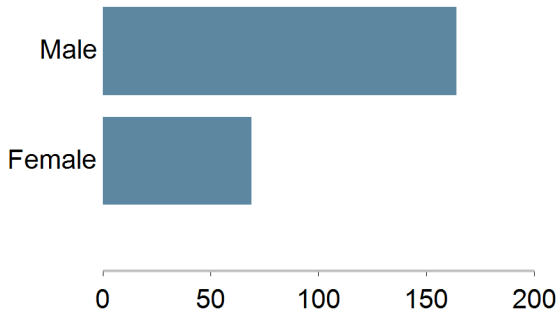
by Age Group



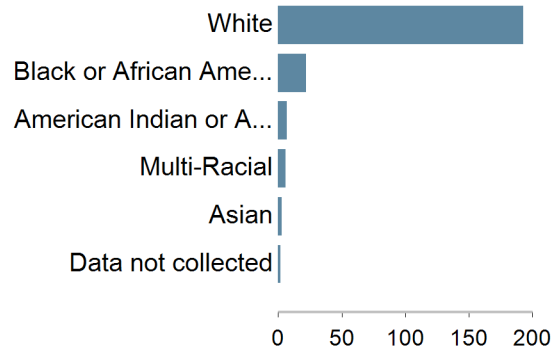
by Ethnicity



by Gender



by Race



Category	Unduplicated		Duplicated		Dollar Value	
	#	%	#	%	\$	%
Age Group						
10 to 19	1	0.4%	2	0.1%	\$7.88	0.1%

Tom Cox

Service Demographic Totals
7/1/2019 to 7/31/2019



Category	Unduplicated		Duplicated		Dollar Value	
	#	%	#	%	\$	%
Age Group						
20 to 29	30	12.9%	352	11.2%	\$1,418.40	11.0%
30 to 39	39	16.7%	395	12.6%	\$1,651.80	12.8%
40 to 49	48	20.6%	628	20.0%	\$2,616.08	20.2%
50 to 59	75	32.2%	1097	35.0%	\$4,552.80	35.2%
60 Plus	38	16.3%	651	20.8%	\$2,644.80	20.5%
Unknown	2	0.9%	8	0.3%	\$31.52	0.2%
Ethnicity						
Data not collected	1	0.4%	36	1.1%	\$141.84	1.1%
Hispanic/Latino	69	29.6%	818	26.1%	\$3,390.08	26.2%
Non-Hispanic/Latino	163	70.0%	2279	72.7%	\$9,391.36	72.7%
Gender						
Female	69	29.6%	905	28.9%	\$3,637.68	28.1%
Male	164	70.4%	2228	71.1%	\$9,285.60	71.9%
Race						
American Indian or Alaska Native	7	3.0%	144	4.6%	\$591.00	4.6%
Asian	3	1.3%	18	0.6%	\$70.92	0.5%
Black or African American	22	9.4%	295	9.4%	\$1,390.56	10.8%
Data not collected	2	0.9%	52	1.7%	\$204.88	1.6%
Multi-Racial	6	2.6%	46	1.5%	\$181.24	1.4%
White	193	82.8%	2578	82.3%	\$10,484.68	81.1%
Total	233	100.0%	3133	100.0%	\$12,923.28	100.0%

Tom Cox

Service Summary

7/1/2019 to 7/31/2019



Report Criteria:

Organizations: Coachella Valley Rescue Mission

Programs: CVAG - CVRM CC Shelter, CVAG - CVRM DHS Shelter, CVAG - CVRM PS Shelter

First Time Served: N/A

Service	Service Entries	Units	Total Value	Undup. Clients	Families	Children in Families	Adults in Families	Seniors in Families	Total Individuals in Families
<u>CVAG - Clothing/Showers</u>	1554	1730.00	\$9,904.00	233	233	12	217	21	252
<u>CVAG - Food (Snacks)</u>	1555	1771.00	\$3,149.00	233	233	12	217	21	252
<u>CVAG - Showers</u>	4	4.00	\$0.00	1	1	0	1	0	1
<u>Food Stamps (Referral)</u>	3	3.00	\$3.00	3	3	0	3	0	3
<u>Medicaid (Referral)</u>	3	3.00	\$3.00	3	3	0	3	0	3
<u>Medical Care Services (Referral)</u>	1	1.00	\$1.00	1	1	0	1	0	1
<u>Outreach Engagement</u>	3	3.00	\$3.00	3	3	0	2	1	3
<u>Referral(s)</u>	5	5.00	\$5.00	5	5	0	4	1	5
<u>Section 8 / Rental Assistance</u>	1	1.00	\$1.00	1	1	0	1	0	1

Tom Cox

Service Summary
7/1/2019 to 7/31/2019



Service	Service Entries	Units	Total Value	Undup. Clients	Families	Children in Families	Adults in Families	Seniors in Families	Total Individuals in Families
<u>Shelter</u>	1	1.00	\$1.00	1	1	0	1	0	1
<u>Transportation</u>	1	1.00	\$1.00	1	1	0	1	0	1
Duplicated Total	3131	3523.00	\$13,071.00	485	485	24	451	44	523
Unduplicated Totals	3131	3523.00	\$13,071.00	233	233	12	217	21	252

Tom Cox