



**DESERT HEALTHCARE DISTRICT
PROGRAM COMMITTEE
Program Committee Meeting
June 11, 2024
5:00 P.M.**

In lieu of attending the meeting in person, members of the public can participate by webinar using the following Zoom link:

<https://us02web.zoom.us/j/88994867070?pwd=aGMzRWZTDhQRFJsT2hVQzhpRWI0Zz09>

Webinar ID: 889 9486 7070

Password: 295634

Members of the public can also participate by telephone, using the follow dial in information:

Dial in #:(669) 900-6833 or (833) 548-0276 To Listen and Address the Committee when called upon:

Webinar ID: 889 9486 7070

Password: 295634

<i>Page(s)</i>	AGENDA	<i>Item Type</i>
	I. Call to Order – President Evett PerezGil, Committee Chairperson	
1-2	II. Approval of Agenda	Action
	III. Meeting Minutes	
3-7	1. May 14, 2024	Action
	IV. Public Comments At this time, comments from the audience may be made on items <u>not</u> listed on the agenda that are of public interest and within the subject-matter jurisdiction of the District. The Committee has a policy of limiting speakers to not more than three minutes. The Committee cannot take action on items not listed on the agenda. Public input may be offered on an agenda item when it comes up for discussion and/or action.	
	V. Chief Executive Officer Report	Information
	VI. Program Updates	
8-66	1. Progress and Final Reports Update	Information
67	2. Grant Applications Status Report	Information
68	3. Grant Payment Schedule	Information
	VII. Old Business	
	1. Grant #1462 HARC – <i>Moved to Desert Healthcare Foundation to consider an MOU in lieu of a grant.</i>	Information



**DESERT HEALTHCARE DISTRICT
PROGRAM COMMITTEE
Program Committee Meeting
June 11, 2024
5:00 P.M.**

In lieu of attending the meeting in person, members of the public can participate by webinar using the following Zoom link:

<https://us02web.zoom.us/j/88994867070?pwd=aGMzRWNZTDhqRFJsT2hVQzhpRWI0Zz09>

Webinar ID: 889 9486 7070

Password: 295634

Members of the public can also participate by telephone, using the follow dial in information:

Dial in #:(669) 900-6833 or (833) 548-0276 To Listen and Address the Committee when called upon:

Webinar ID: 889 9486 7070

Password: 295634

VIII. Grant Funding – Review and determination for forwarding to the Board for consideration: None

IX. Committee Member Comments

X. Adjournment

Next Scheduled Meeting July 09, 2024

The undersigned certifies that a copy of this agenda was posted in the front entrance to the Desert Healthcare District offices located at 1140 North Indian Canyon Drive, Palm Springs, California, and the front entrance of the Desert Healthcare District office located at the Regional Access Project Foundation, 41550 Eclectic Street, Suite G 100, Palm Desert California at least 72 hours prior to the meeting.

If you have any disability which would require accommodation to enable you to participate in this meeting or translation services, please email Andrea S. Hayles, Special Assistant to the CEO and Board Relations Officer, at ahayles@dhcd.org or call (760) 567-0298 at least 72 hours prior to the meeting.

Andrea S. Hayles

Andrea S. Hayles, Board Relations Officer

**DESERT HEALTHCARE DISTRICT
SPECIAL PROGRAM COMMITTEE MEETING
MEETING MINUTES
May 14, 2024**

Directors Present via Video Conference	District Staff Present via Video Conference	Absent
President Evett PerezGil Vice-President Carmina Zavala, PsyD Director Leticia De Lara, MPA	Chris Christensen, Interim CEO Donna Craig, Chief Program Officer Alejandro Espinoza, MPH, Chief of Community Engagement Meghan Kane, MPH, Senior Program Officer, Public Health Erica Huskey, Grants Manager Andrea S. Hayles, MBA, Board Relations Officer	

AGENDA ITEMS	DISCUSSION	ACTION
I. Call to Order	The meeting was called to order at 7:00 p.m. by Chair PerezGil.	
II. Approval of Agenda	Chair PerezGil asked for a motion to approve the agenda.	Moved and seconded by Director De Lara and Vice-President Zavala and to approve the agenda. Motion passed unanimously.
III. Meeting Minutes 1. April 09, 2024	Chair PerezGil asked for a motion to approve the April 09, 2024, meeting minutes.	Moved and seconded by Director De Lara and Vice-President Zavala to approve the April 09, 2024, meeting minutes. Motion passed unanimously.
IV. Public Comment	There were no public comments.	
V. Interim CEO Report 1. FY 2024 – 2025 Budget 2. Increasing the current year grant budget from \$4 million to \$5 million	Chris Christensen, Interim CEO, described the upcoming F&A Committee meeting and the FY 2024-2025 budget review. Mr. Christensen described the budget process and carryover of funds, the \$5M in grant awards, and an opportunity to grant additional funding in the next few months at the end of the fiscal year, with a proposed	



**DESERT HEALTHCARE DISTRICT
SPECIAL PROGRAM COMMITTEE MEETING
MEETING MINUTES
May 14, 2024**

	<p>increase of \$4M to \$5M to accommodate additional grant requests – a \$1M increase.</p> <p>The committee discussed the possibility of the future of the grants program and the possibility of the District managing the hospital.</p>	
<p>VI. Program Updates</p> <p>1. Progress and Final Reports Update</p>	<p>President PerezGil inquired about any questions from the committee concerning the Progress and Final Reports.</p> <p>The committee inquired about the numbers served in the 6-month reporting period for the DAP Health Expands Access to Healthcare with Bill VanHemert, Director of Institutional Giving, DAP Health, describing the combination of the clients and demographics of Borrego and DAP Health legacy not associated with the Desert Highland Gateway Estates grant. The sign-on bonuses are in hard-to-reach areas for housing incentives near the Salton Sea. Mr. VanHemert further described the patient communication system with Borrego on a different system, a transition to the OCHIN Epic's MyChart system, and the reinstatement of the call center for enrollment of patients not using the online portal.</p> <p>Donna Craig, Chief Program Officer, described the 40 eligible scholars in the healthcare career</p>	

**DESERT HEALTHCARE DISTRICT
SPECIAL PROGRAM COMMITTEE MEETING
MEETING MINUTES
May 14, 2024**

<p>2. Grant #1462 HARC: 2025 Coachella Valley Community Health Survey: \$66,240 for two-year period - review and give direction for moving forward as this request is not in alignment with board-approved high priority strategic plan goals.</p>	<p>Chair PerezGil opened the dialogue for the committee to discuss Health Assessment and Research for Communities (HARC) \$66,240 grant request.</p> <p>The committee discussed the costs and resources expended by staff, the benefits of supporting the data, including for other nonprofits relying on the figures for future funding, the challenges from the public related to the incentives and the 2 years of the grant request, the reasonable amount of \$33k per year for two years, the staff impact which doesn't require staff monitoring based on prior support with consideration to proceed for Board discussion and consideration for funding although the grant request is not a high priority strategic plan goal.</p> <p>Staff clarified that the committee would forward to the board approval for staff to continue with the due diligence of the full grant process.</p> <p>Director De Lara motioned to forward to the board approval for staff to continue with the due diligence of the full grant process.</p> <p>Public Comments Supporting the HARC Grant: Megan Guerra, MBA, Employer Group Project Manager, Desert Oasis Healthcare</p>	<p>Moved and seconded by Director De Lara and Vice-President Zavala for staff to continue with the due diligence of the full grant process of Grant #1462 HARC: 2025 Coachella Valley Community Health Survey \$66,240 for a two-year period and forward to the Board for approval.</p> <p>Motion passed unanimously.</p>
---	---	---



**DESERT HEALTHCARE DISTRICT
SPECIAL PROGRAM COMMITTEE MEETING
MEETING MINUTES
May 14, 2024**

	Linda Evans, Chief Strategy Officer, Desert Care Network Jenna LeComte-Hinely, PhD, Chief Executive Officer, HARC	
VIII. Committee Members Comments	There were no committee member comments.	
IX. Adjournment	Chair PerezGil adjourned the meeting at 7:34 p.m.	Audio recording available on the website at http://dhcd.org/Agendas-and-Documents

ATTEST: _____
Evett PerezGil, Chair/ President, Board of Directors
Program Committee

Minutes respectfully submitted by Andrea S. Hayles, MBA, Board Relations Officer



Date: June 11, 2024

To: Program Committee – District

Subject: Progress and Final Grant Reports 5/1/2024 – 5/31/2024

The following progress and final grant reports are included in this staff report:

Desert Arc # 1400

Grant term: 10/1/2023 – 9/30/2024

Original Approved Amount: \$291,271.

Progress Report covering the time period from: 1/1/2024 – 3/31/2024

Variety Childrens Charities Of The Desert Tent 66 # 1405

Grant term: 10/1/2023 – 9/30/2024

Original Approved Amount: \$120,852.

Progress Report covering the time period from: 10/1/2023 – 3/31/2024

Martha's Village and Kitchen # 1404

Grant term: 10/1/2023 – 9/30/2025

Original Approved Amount: \$369,730.

Progress Report covering the time period from: 10/1/2023 – 3/31/2024

DPMG Health # 1412

Grant term: 11/1/2023 – 10/31/2025

Original Approved Amount: up to \$1,057,396.

Progress Report covering the time period from: 11/1/2023 – 3/31/2024

DPMG Health # 1329

Grant term: 10/1/2022 – 9/30/2025

Original Approved Amount: up to \$500,000

Progress Report covering the time period from: 10/1/2023 – 3/31/2024

Monthly Progress Report covering the time period from: 3/1/2024 – 3/31/2024

GRANT PROGRESS REPORT

Desert Arc, Grant # 1400

ABOUT THE ORGANIZATION

Desert Arc
73255 Country Club Drive
Palm Desert, CA 92260
760-346-1611

Progress Report Contact:

Nick Prudhomme, Development Associate
nprudhomme@desertarc.org

PROJECT INFORMATION

Project Title: 1400 Desert Arc Health Care Program

Grant Term: 10/01/2023 - 09/30/2024

Total Grant Amount Awarded: \$291,271.00

Reporting Period: 01/01/2024 - 03/31/2024

Report Due Date: 05/01/2024

DESERT HEALTHCARE DISTRICT STRATEGIC PLAN ALIGNMENT

Goal 2: Proactively expand community access to primary and specialty care services

Goal 3: Proactively expand community access to behavioral/mental health services

Strategy 2.7 Increase equitable access to primary and specialty care services and resources in underserved communities in Coachella Valley (Priority: High)

Strategy 3.6 Increase awareness of behavioral/mental health resources for residents in Coachella Valley (Priority: Moderate)

PROGRESS TOWARDS PROJECT DELIVERABLES

Write your progress towards each project deliverable in the space below. Project deliverable numbers should ONLY reflect those directly funded by DHCD funds.

Project Deliverable #1:

By June 30, 2024, acquire and install 63 life-saving Automatic External Defibrillators (AEDs) in Desert Arc's buses and vehicles transporting people with disabilities with round-trip, home to program, curb-to-curb service.

Progress towards Deliverable #1:

Over the course of this reporting period Desert Arc purchased all 63 AEDs. Payments were made in 3 equal installments. Desert Arc began working on Standard Operating Procedures for the day-to-day AED check-ins and check-outs which will be conducted by transportation staff with the assistance of the AED distributor. A meeting was conducted at Desert Arc's transportation yard to inspect all different vehicle models and determine the optimal placement of the AEDs in each respective model, the best bracketing hardware for secure on-board storage, and indoor lockers for daily inspection and overnight storage of the units. Desert Arc received permission from DHCD to create decals with their logo to acknowledge their support in funding the AEDs for Desert Arc's fleet.

Project Deliverable #2:

By September 30, 2024 an estimated 230 clients will benefit from the on- and off-site medical care of a full-time Licensed Vocational Nurse Monday through Friday.

Progress towards Deliverable #2:

During the reporting period 139 unduplicated clients benefitted from on- and off-site medical care from a full-time LVN. There were a total of 1016 procedures/medication passes administered during this reporting period including Physician Ordered Medical Passes, Catheter Care, Vagus Nerve Stimulation, Breathing Treatment, Blood Glucose Treatment, and Nasal Sprays. A total of 465 Intervention Services performed these include First Aid, Post-Fall, Seizures, PRN, Covid Tests, AED uses, and Chest X-rays)

Project Deliverable #3:

By September 30, 2024, a Board Certified Behavior Analyst will conduct Behavior Assessments and create Behavior Support plans for an estimated 70 clients.

Progress towards Deliverable #3:

The Board Certified Behavior Analyst conducted Behavior Assessments and created Behavior Support Plans for 34 clients during the reporting period. Working in small groups and one-on-one with clients, the Behavior Plans: 1. Identify Targeted behaviors by outlining the Operational Definition of the behavior, the Behavioral Function, and the behaviors Antecedents 2. Outlines how to Prevent Behavior, Respond to Occurrences of Target Behaviors, and implement Positive Programming 3. Provides Data Collection Procedures.

Project Deliverable #4:

By September 30, 2024, the Board Certified Behavior Analyst will train 32 Desert Arc staff members, Direct Support Professionals-Instructors in Behavioral Programs, on Behavior Concepts and related topics.

Progress towards Deliverable #4:

The Board Certified Behavior Analyst trained 16 staff members (Direct Support Professionals) on Behavior Concepts and related topics. The training identifies clients with specific tendencies in particular environments and curates a training report for our Direct Support Professionals to help them best manage said tendencies. Examples of predictable behaviors are highlighted and addressed with proper Behavioral Concepts and strategies.

PROGRESS TOWARDS PERFORMANCE MEASURES

Please provide your project's performance measure numbers as they align with your project deliverables and the identified Desert Healthcare District's strategy/strategies. Performance measure numbers should ONLY reflect the reporting period.

PM 2.7: # of clients who were directly connected to a primary and specialty care service provider:

139

PM 3.6: # of clients who were directly connected to behavioral/mental health services:

34

PM 3.6: # of clients who increased their knowledge of behavioral/mental health resources:

16

PM 3.6: % of clients who increased their knowledge of behavioral/mental health resources:

36

PROGRESS ON THE DISTRICT RESIDENTS SERVED:**Total Number of District Residents Reached During This Reporting Period:**

173

Geographic Area(s) Served During This Reporting Period:

Bermuda Dunes, Cathedral City, Coachella, Desert Edge, Desert Hot Springs, Desert Palms, Indian Wells, Indio, Indio Hills, La Quinta, Mecca, North Shore, Oasis, Palm Desert, Palm Springs, Rancho Mirage, Sky Valley, Thermal, Thousand Palms

PLEASE ANSWER THE FOLLOWING QUESTIONS:

Please share any challenges and course corrections you may have experienced during this performance period such as reaching organizational capacity, partnerships, identified geographic areas and/or target populations, etc.

There have been little to no challenges or course corrections during this current reporting period.

Please share any success stories highlighting the impact that your project had on the community during this reporting period.

Participant [REDACTED] struggled with conduct challenges. He would often become frustrated and engage in elopement behavior - leaving a safe/supervised area unexpectedly. Under the guidance of the BCBA, antecedent behaviors, precipitating factors, and natural consequences were identified. With this information, a behavioral support plan was developed and implemented. Staff were trained on the methods and approaches to this unsafe behavior, and instances of elopement dropped significantly. Furthermore, his participation in programming and development was enhanced.

Is there anything the Desert Healthcare District staff can do to assist you in achieving the deliverables of your project?

Desert Arc does not require any assistance at this time.

GRANT PROGRESS REPORT

Variety Childrens Charities Of The Desert Tent 66, Grant # 1405

ABOUT THE ORGANIZATION

Variety Childrens Charities Of The Desert Tent 66
42600 Cook Street, Ste 150
Palm Desert, CA 92211-6108
760-773-9800

Progress Report Contact:

Heidi M. Maldoon, Executive Director
heidi@varietyofthedesert.org

PROJECT INFORMATION

Project Title: 1405 Expansion of Core Programs and Services

Grant Term: 10/01/2023 - 09/30/2024

Total Grant Amount Awarded: \$120,852.00

Reporting Period: 10/01/2023 - 03/31/2024

Report Due Date: 05/01/2024

DESERT HEALTHCARE DISTRICT STRATEGIC PLAN ALIGNMENT

Goal 7: Be responsive to and supportive of selected community initiatives that enhance the general education of the District's residents

Strategy 7.1: Increase awareness of the importance of the impacts of health education on Coachella Valley residents (Priority: Moderate)

PROGRESS TOWARDS PROJECT DELIVERABLES

Write your progress towards each project deliverable in the space below. Project deliverable numbers should ONLY reflect those directly funded by DHCD funds.

Project Deliverable #1:

By December 31, 2023, two full-time Program Specialists will be hired, onboarded, trained, and providing services to clients.

Progress towards Deliverable #1:

Two full-time Program Specialists were hired, onboarded, trained, and providing services to clients as of December 31, 2023.

Project Deliverable #2:

By September 30, 2024, Caring Connections will provide 180 developmental screenings and provide educational materials to 1,500 residents.

Progress towards Deliverable #2:

As of March 31, 2024, Caring Connections has provided 96 developmental screenings and provided educational materials to 889 residents.

Project Deliverable #3:

By September 30, 2024, Caring Connections will host twenty satellite service dates in communities identified as high-risk to reach 40 clients with services. Satellite service locations currently include: First 5 Riverside in Desert Hot Springs (twice monthly), First 5 Riverside of Mecca (twice monthly), and Clinica Medica Familiar in Indio (monthly).

Progress towards Deliverable #3:

As of March 31, 2024, Caring Connections has hosted 35 satellite service dates in communities identified as high-risk reaching 37 clients with services. Satellite service locations to date include: First 5 Riverside in Desert Hot Springs (13 service dates), First 5 Riverside of Mecca (13 services dates), and Clinica Medica Familiar in Indio (9 service dates).

PROGRESS TOWARDS PERFORMANCE MEASURES

Please provide your project's performance measure numbers as they align with your project deliverables and the identified Desert Healthcare District's strategy/strategies. Performance measure numbers should ONLY reflect the reporting period.

PM 7.1: # of community engagement/awareness activities:

48

PM 7.1: # of clients/potential clients reached through awareness efforts:

889

PM 7.1: # of clients/potential clients who increased their knowledge of the impacts of health education on Coachella Valley residents:

481

PM 7.1: % clients/potential clients who increased their knowledge of the impacts of health education on Coachella Valley residents:

54

PROGRESS ON THE DISTRICT RESIDENTS SERVED:

Total Number of District Residents Reached During This Reporting Period:

889

Geographic Area(s) Served During This Reporting Period:

Bermuda Dunes, Cathedral City, Coachella, Desert Edge, Desert Hot Springs, Desert Palms, Garnet, Indian Wells, Indio, Indio Hills, La Quinta, Mecca, North Shore, Oasis, Palm Desert, Palm Springs, Rancho Mirage, Sky Valley, Thermal, Thousand Palms, Vista Santa Rosa

PLEASE ANSWER THE FOLLOWING QUESTIONS:

Please share any challenges and course corrections you may have experienced during this performance period such as reaching organizational capacity, partnerships, identified geographic areas and/or target populations, etc.

During the reporting period, implementation of new case management software was conducted. This required our team to invest time into training and data entry for the new software, which was challenging in terms of time at some points. Overall, the software provides the team with greater capacity for tracking, managing, and serving clients, and the investment of time and resources was of value.

Please share any success stories highlighting the impact that your project had on the community during this reporting period.

This story which highlights [REDACTED], age [REDACTED], is an example of the success and impact our program is having for children and their families. [REDACTED], [REDACTED]'s mom, contacted Variety Children's Charity because her daughter [REDACTED], although she was a strong student with good grades and speech, she had a concern about [REDACTED]'s sensitivity including strong reactions such as self-harm and screaming when getting her hair washed, combed, and getting haircuts. Through a series of questions, our team assessed the type of assistance and support needed. Since [REDACTED] has been homeschooled since age 5, she has limited access or support from the school system. Additionally, [REDACTED] had not been seen by her pediatrician in person since she was [REDACTED] years old, and this was by zoom due to the COVID-19 pandemic. Based on this information, [REDACTED] was guided to have further assessment of [REDACTED] as urgently as

possible and appropriate referrals were provided according to the individual plan developed for [REDACTED]. The plan included access to a developmental screening, receiving care from a pediatrician, a referral to a neurologist and therapeutic services, and to be seen by the school district psychologist. All referrals were done concurrently to expedite services and obtain early intervention as swiftly as possible if needed. Less than a week later, our team had connected [REDACTED] to a pediatrician, she was seen by her school district psychologist, and she had received confirmation that she has Sensory Processing Disorder (SPD) and possibly Autism. [REDACTED] is now receiving occupational therapy and behavioral therapy to support her diagnosis. [REDACTED] continues to update our team about [REDACTED]'s progress. She was grateful for our urgent response to her concern for [REDACTED] and the support, resources, and referrals she received. Our team remains a dedicated partner to provide services and support to both [REDACTED] and [REDACTED] in the years ahead.

Is there anything the Desert Healthcare District staff can do to assist you in achieving the deliverables of your project?

Desert Healthcare District staff have remained available to collaborate in multiple areas including the expansion of a resource fair to include the mobile clinic as well as to host sensory backpacks for children with sensory challenges inside the mobile clinic.

GRANT PROGRESS REPORT

Martha's Village & Kitchen, Grant # 1404

ABOUT THE ORGANIZATION

Martha's Village & Kitchen
83791 Date Ave.

Indio, CA 92201
760-347-4741

Progress Report Contact:
Espy Ortiz, VP of Programs & Operations
eortiz@marthasvillage.org

PROJECT INFORMATION

Project Title:
1404 Martha's Village: Homeless Housing With Wrap-Around Services Expansion

Grant Term: 10/01/2023 - 09/30/2025

Total Grant Amount Awarded: \$369,730.00

Reporting Period: 10/01/2023 - 03/31/2024

Report Due Date: 05/01/2024

DESERT HEALTHCARE DISTRICT STRATEGIC PLAN ALIGNMENT

Goal 5: Be responsive to and supportive of selected community initiatives that enhance the economic stability of the District residents (on a situational basis)

Strategy 5.1 Reduce the negative impacts of social determinants of health on homelessness in Coachella Valley (Priority: Moderate)

PROGRESS TOWARDS PROJECT DELIVERABLES

Write your progress towards each project deliverable in the space below. Project deliverable numbers should ONLY reflect those directly funded by DHCD funds.

Project Deliverable #1:

Martha's will expand its remote services in the five targeted cities. By September 30, 2025, Martha's will provide case management with wrap-around services to include the additional enhancements of Employment Services, English as a Second Language Instruction and Computer Skills Training to 175 homeless or at risk of homeless individuals in the five targeted cities of Indio, Palm Springs, Desert Hot Springs, Coachella, and Mecca.

Progress towards Deliverable #1:

As of this reporting period, Martha's has served 117 unduplicated by providing remote services in the five targeted cities. Martha's provided case management with wrap-around services including the additional enhancements of Employment Services, English as a Second Language Instruction, and Computer Skills Training to homeless or at-risk homeless individuals in the five targeted cities of Indio, Palm Springs, Desert Hot Springs, Coachella, and Mecca. Thanks to the combined efforts of the dedicated staff and the success of our outreach events, Martha's has made significant progress towards this goal. However, enrollment numbers are anticipated to remain relatively low due to the targeted client approach and current staffing constraints.

Project Deliverable #2:

Martha's will expand services on-site at its Desert Hot Springs, Indio, and Palm Springs locations. By September 30, 2025, Martha's will expand services with case management with Wrap-Around Services, with its current Employment Services and Computer Skills Training to 200 homeless or at risk of homelessness individuals at these three physical locations.

Progress towards Deliverable #2:

During this reporting period, Martha's Village & Kitchen has provided services to 232 clients at its Desert Hot Springs, Indio, and Palm Springs locations. As part of its efforts, Martha's has expanded its case management services to include Wrap-Around Services, complementing its existing Employment Services and Computer Skills Training programs. These services are available to individuals experiencing homelessness or at risk of homelessness at the mentioned locations. Martha's has not only met but surpassed our expected outcomes for expanding services on-site at our Desert Hot Springs, Indio, and Palm Springs locations. This success is largely attributable to the dedication and effectiveness of staff and the strategic implementation of our outreach events. However, it is foreseen that service numbers will remain relatively low due to the targeted nature of client outreach and current staffing levels.

Project Deliverable #3:

By September 30, 2025, Martha's will build collaborations with a combination of a minimum of ten (10) nonprofits, community organizations and local government, in the

five targeted areas. This effort will begin with scheduled listening meetings with the entities mentioned above to ensure the needs of the communities are met in the area of homeless and at risk of homelessness services.

Progress towards Deliverable #3:

As of the current reporting period, Martha's Village & Kitchen has established collaborations with over ten (10) nonprofits, community organizations, and local government agencies across the five targeted areas. Through these partnerships, Martha's ensures that the needs of communities facing homelessness or at risk of homelessness are effectively addressed. This collaborative effort among community partners in the Coachella Valley focuses on providing housing, wrap-around services, and health services, with particular attention to the most underserved areas within the DHCD's boundaries, including Coachella, Mecca, Desert Hot Springs, Palm Springs, and Indio. By leveraging the strengths of each partner organization, this collaborative approach facilitates the rapid identification of pathways to housing and support services. Below is a list of collaborating entities:

- Riverside County Adult Protective Services Homeless Unit
- Riverside University Health System
- Riverside County Behavioral Health
- Olive Crest
- Latino Commission Mental Health Presentation
- Homelessness-Focused MDT Meetings
- Desert AIDS Project
- Indio Police Department
- City of Desert Hot Springs
- Jewish Family Services
- Galilee Center
- Department of Corrections and Rehabilitation
- Desert Hot Springs Family Resource Center
- City of Desert Hot Springs Police Department
- Team Mom Charities
- Food Now DHS
- Palm Springs Veterans Advisory
- Salvation Army
- Harrison's House
- Momma's House
- Safe House of the Desert
- Telecare
- Shelter From The Storm
- Wellness Equity Alliance

- Desert AIDS Project
- Find Food Bank
- CVAG (Coachella Valley Association of Governments)

Project Deliverable #4:

N/A

Progress towards Deliverable #4:

N/A

PROGRESS TOWARDS PERFORMANCE MEASURES

Please provide your project's performance measure numbers as they align with your project deliverables and the identified Desert Healthcare District's strategy/strategies. Performance measure numbers should ONLY reflect the reporting period.

PM 5.1: # of community engagement/awareness activities:

10

PM 5.1: # of clients/potential clients reached through awareness efforts:

232

PM 5.1: # of clients who were directly connected to services:

232

PROGRESS ON THE DISTRICT RESIDENTS SERVED:

Total Number of District Residents Reached During This Reporting Period:

232

Geographic Area(s) Served During This Reporting Period:

Coachella, Desert Hot Springs, Indio, Mecca, Palm Springs

PLEASE ANSWER THE FOLLOWING QUESTIONS:

Please share any challenges and course corrections you may have experienced during this performance period such as reaching organizational capacity, partnerships, identified geographic areas and/or target populations, etc.

During this performance period, we encountered several challenges and made course corrections to ensure the effective implementation of our initiatives. One significant challenge we faced was reaching organizational capacity, particularly as we expanded our services to meet the needs of our target populations across various geographic areas.

As we forged partnerships with numerous nonprofits, community organizations, and local government agencies, coordinating efforts and aligning priorities sometimes posed

logistical challenges. Additionally, identifying the most underserved geographic areas and target populations required thorough assessment and ongoing evaluation.

To address these challenges, we implemented several course corrections. We refined our organizational processes to enhance efficiency and scalability, allowing us to effectively manage increased demand for our services. We also focused on strengthening our partnerships through regular communication and collaboration, ensuring that resources were allocated strategically to areas of greatest need.

Furthermore, we conducted thorough assessments to better understand the unique needs of our target populations in different geographic areas, enabling us to tailor our interventions accordingly. By remaining adaptable and responsive to emerging challenges, we were able to overcome obstacles and continue advancing our mission of serving those experiencing homelessness or at risk of homelessness.

Please share any success stories highlighting the impact that your project had on the community during this reporting period.

██████████ approached us seeking employment services at the onsite Indio location after experiencing a recent layoff that led to the loss of his car. Fortunately, Martha's Employment Services department stepped in to support ██████████ in his job search journey. Enrolled in the Employment Program, ██████████ received personalized guidance from an Employment Specialist, resulting in not just one, but three job placements. Today, he holds positions at ██████████, ██████████, and ██████████. To ease his commute to work, we provided ██████████ with a 31-day bus pass, ensuring he could reliably travel to and from his workplace. Additionally, he took advantage of the Employment Services Department's resources to enhance his digital literacy skills. Through tailored training, ██████████ learned to navigate the web proficiently and utilize Microsoft Office tools effectively. He also completed a typing class, which he found enjoyable and beneficial. Armed with newfound skills and resources, ██████████ is now well-equipped to pursue his goal of purchasing a new car. His dedication and determination exemplify his commitment to personal and professional growth. We are proud to witness ██████████'s progress and are confident that he is on the path to continued success.

Is there anything the Desert Healthcare District staff can do to assist you in achieving the deliverables of your project?

At this stage, we have the necessary resources and support to achieve the deliverables of our project, so we don't require additional assistance from the Desert Healthcare District staff. We appreciate your willingness to help and will reach out if any needs arise in the future.

GRANT PROGRESS REPORT

DPMG Health, Grant # 1412

ABOUT THE ORGANIZATION

DPMG Health
555 E Tachevah Dr., STE 2E-107
Palm Springs, CA 92262
254-563-5106

Progress Report Contact:

Tae Kim, CEO
tae.kim@dpmghealth.com

PROJECT INFORMATION

Project Title: 1412 DPMG Health Community Medicine

Grant Term: 11/01/2023 - 10/31/2025

Total Grant Amount Awarded: \$1,057,396.00

Reporting Period: 11/01/2023 - 03/31/2024

Report Due Date: 05/01/2024

DESERT HEALTHCARE DISTRICT STRATEGIC PLAN ALIGNMENT

Goal 2: Proactively expand community access to primary and specialty care services

Goal 3: Proactively expand community access to behavioral/mental health services

Strategy 2.3: Improve accessibility of primary and specialty care services by increasing available mobile health services in Coachella Valley (Priority: High)

Strategy 2.4: Improve accessibility of primary and specialty care services by increasing available telehealth services in Coachella Valley (Priority: High)

Strategy 3.4: Improve accessibility of behavioral/mental health services by increasing available telehealth services (Priority: High)

PROGRESS TOWARDS PROJECT DELIVERABLES

Write your progress towards each project deliverable in the space below. Project deliverable numbers should ONLY reflect those directly funded by DHCD funds.

Project Deliverable #1:

By October 31, 2025, provide healthcare to at least 9,000 patients via the medical mobile unit. In addition to meeting this goal, we also plan to decrease ER visits, decrease gaps in services provided, and expand preventive services with access to pulmonary function tests and echocardiograms during school physicals.

Progress towards Deliverable #1:

With our 2nd Medical Mobile Unit grant, we've secured a clinical location at Las Palmas Medical Center. This facility will serve as our medical home for the mobile units and house our pharmacy, allowing us to dispense medications and administer vaccinations. Within this clinical space, we'll offer health visits for all age groups, outpatient procedures, telehealth services, and environmental screenings.

However, the renovation and preparation for clinical services have taken longer than expected. As a result, we haven't been able to fully utilize the second mobile unit, which is crucial for linking to the brick-and-mortar clinic and establishing pharmacy services. Nevertheless, we're excited about the upcoming ribbon-cutting ceremony for the new clinic on May 11, 2024. Our team has been diligently preparing, including hiring clinical staff, a pharmacy technician, a clinical pharmacist, and a faculty physician. Additionally, we've recruited two psychiatrists who will provide in-person services on-site and conduct telehealth visits while the mobile units operate at various locations.

We have established a close collaboration with IEHP to monitor our patients' emergency room visits, ensuring that unnecessary and avoidable visits are minimized. As part of our efforts, we've acquired a portable spirometry machine have already started pulmonary screenings at an asthma screening event in Mecca during April. Additionally, our new clinic is currently in the process of applying for the Vaccines for Children (VFC) program. This initiative will empower us to procure and administer a greater number of vaccinations, benefiting underserved children across the Coachella Valley. We are confident that once the clinic and pharmacy are fully operational, we'll meet all project deliverables for this grant

Project Deliverable #2:

By October 31, 2025, complete at least 1,500 patient encounters via telehealth. We will have a psychiatrist located at our main hub site providing telebehavioral health services to those patients seen out on the field. Of those 1,500 patient encounters, at least 500 of them are telebehavioral/mental health services.

Progress towards Deliverable #2:

As we have 2 full-time psychiatrists starting in July 2024, we are confident in reaching the goal of 1,500 patient encounters via telehealth, of which at least 500 are

telebehavioral mental health, by October 31, 2025. As we prepare the final finishes for the clinic, there is a dedicated room for behavioral health and tele-psychiatry services. Individual telehealth mental health services offer a range of benefits, including enhanced privacy and convenience, reduced travel time, and minimal disruption to daily activities. Moreover, this innovative approach plays a significant role in destigmatizing the act of seeking mental health care.

Project Deliverable #3:

By October 31, 2025, prescribe and dispense medications to at least 1,500 patients via the medical mobile unit.

Progress towards Deliverable #3:

We've successfully brought on board a clinical pharmacist and a pharmacy technician to establish our pharmacy. With all necessary licenses and permits in progress, we are confident in achieving our third project milestone: prescribing and dispensing medications to at least 1,500 patients through our medical mobile unit. Our strategic goal is to equip the medical mobile trailer with a fully stocked medication cart containing essential prescriptions. This initiative aims to address transportation and financial barriers faced by our patients. As soon as a medical provider completes an encounter, we will be able to directly dispense the prescribed medication to the patient.

PROGRESS TOWARDS PERFORMANCE MEASURES

Please provide your project's performance measure numbers as they align with your project deliverables and the identified Desert Healthcare District's strategy/strategies. Performance measure numbers should ONLY reflect the reporting period.

PM 2.3: # of clients served by additional mobile health services access:

0

PM 2.3: % of clients served by additional mobile health services access:

0

PM 2.4: # of additional telehealth visits:

0

PM 2.4: # of clients served as a result of additional telehealth access:

0

PM 2.4: % increase in services delivered:

0

PM 3.3: # of additional telehealth visits:

0

PM 3.4: # of clients served as a result of additional telehealth access:

0

PM 3.4: % increase in services delivered:

0

PROGRESS ON THE DISTRICT RESIDENTS SERVED:

Total Number of District Residents Reached During This Reporting Period:

0

Geographic Area(s) Served During This Reporting Period:

Cathedral City, Coachella, Desert Hot Springs, Indio, La Quinta, Mecca, Palm Desert, Palm Springs, Thermal

PLEASE ANSWER THE FOLLOWING QUESTIONS:

Please share any challenges and course corrections you may have experienced during this performance period such as reaching organizational capacity, partnerships, identified geographic areas and/or target populations, etc.

An unexpected challenge that we experienced was the length of time it would take to complete the renovations for the new clinic. Without the clinic completed, we are unable to secure the necessary licensing and permits needed for a patient clinic site and pharmacy.

Please share any success stories highlighting the impact that your project had on the community during this reporting period.

Looking forward to sharing success stories in our next progress report.

Is there anything the Desert Healthcare District staff can do to assist you in achieving the deliverables of your project?

No, unfortunately our major challenge is with the renovation of the clinical space. Once that is completed, we should be able to move quickly to establish clinical services.

Grant Progress Report

Organization Name: Desert Physicians Medical Group

Grant #: 1329

Project Title: DPMG Health Street Medicine

Contact Information:

Contact Name: Dr. Tae Kim

Phone: (951) 743-2882

Email: tae.kim@dpmghealth.com

Grant Information

Total Grant Amount Awarded: \$500,000

Grant Term (example 7/1/22 – 6/30/23): 10/1/22-9/30/25

Reporting Period (example 7/1/22 – 10/31/22): 10/1/23-3/31/24

Desert Healthcare District Strategic Plan Alignment

Goal 2: Proactively expand community access to primary and specialty care services.

Strategy 2.3: Provide funding support and evaluation to community organizations providing expanded mobile primary and specialty care services.

Strategy 2.4: Provide funding support to community organizations providing primary and specialty care via telehealth.

Goal 3: Proactively expand community access to behavioral/mental health services.

Strategy 3.4: Provide funding support to CBOs providing telebehavioral/mental health services.

Progress This Reporting Period

Please describe your project accomplishment(s) during this reporting period in comparison to your proposed goal(s) and evaluation plan.

From October 2022 through the end of March 2024, DPMG Health served a total of 7,306 patients, representing diverse age groups, ethnicities, and socioeconomic backgrounds. Our array of services encompassed the provision of medical care for chronic conditions, preventive healthcare measures, outpatient medical procedures, wound care, as well as essential vaccinations and school physicals for our younger community members. Our overarching objective remains the expansion of healthcare

accessibility and promotion of health equity within underserved communities. Of note, 3,453 of the total patients were seen from October 1, 2023 to March 31, 2024.

It's worth noting that the majority of hospitals and healthcare providers are clustered in the more densely populated western regions of the Coachella Valley. This geographic concentration inadvertently restricts healthcare access for residents in the eastern and northern parts of the valley, presenting a considerable challenge. Beyond geographic disparities, patients residing in the eastern valley face additional barriers, including limited transportation options and the financial burden associated with healthcare expenses.

Progress of Goal #1:

Our primary objective was to achieve a minimum of 3,000 patient encounters via our mobile medical van unit by September 30, 2023, which we surpassed this goal on our previous 6-month progress report.

Our commitment extended to diverse segments of our community, as we extended our support to refugee patients seeking asylum with the Galilee Center, provided essential care to unhoused individuals during numerous street medicine events, administered crucial vaccinations, and conducted sports physicals for our youth, ensuring their continuity in educational pursuits. We also extended a helping hand to the vital workforce of farm workers, offering medical services at various community events.

Progress of Goal #2:

Our secondary objective entails a substantial expansion in our annual patient encounters, targeting a minimum of 7,000 per year, including the provision of approximately 1,400 encounters during extended and weekend hours by **September 30, 2025**. During the period spanning October 2022 to March 2024, we effectively completed 7,306 patient encounters through a series of dynamic community outreach initiatives spanning the entirety of the Coachella Valley. We are thrilled to report that we met the goal of targeting 7,000 patient encounters in 1 year. From March 1, 2023 to March 31, 2024 we completed a total of 7,014 patient encounters and of those, 1,748 patient encounters occurred during weekend hours or outside the typical clinic operating schedule (8:00 AM to 5:00 PM, Monday to Friday). Notably, 749 of these encounters occurred during weekend hours or outside the typical clinic operating schedule during this reporting cycle.

Our unwavering commitment to this goal continues, as we remain resolute in our mission to deliver exceptional care to as many patients as possible. Leveraging our mobile medical unit and telemedicine services, we persist in providing vital support to various segments of our community. This includes assisting refugee patients seeking asylum through the Galilee Center, extending crucial services to unhoused individuals at numerous street medicine events, administering essential vaccinations, conducting

sports physicals to facilitate youth's uninterrupted education, and offering medical care to the indispensable farm worker community during various community events.

Progress of Goal #3

Our third objective involves the introduction of telepsych and mental health services through our mobile medical unit, with the aim of conducting approximately 300 patient encounters by September 30, 2023. We exceeded this goal on our previous 6-month progress report completing 642 encounters involving mental health. Mental health services are already an integral part of our regular patient encounters, and we are now actively advancing these services through telehealth to address barriers in access to mental health support.

In our pursuit of enhancing mental health services, we are excited to announce that 2 Psychiatrists will be starting with our practice in July of 2024. In addition, we are working on developing one-on-one teletherapy sessions. Individual telehealth mental health services offer a range of benefits, including enhanced privacy and convenience, reduced travel time, and minimal disruption to daily activities. Moreover, this innovative approach plays a significant role in destigmatizing the act of seeking mental health care.

Progress of Goal #4:

Our fourth objective is to accomplish approximately 1,000 patient encounters via telehealth by September 30, 2023. We successfully started telemedicine visits in July 2023. From July 1, 2023 to March 31, 2024, we have successfully completed a total of 1,943 telehealth visits using our medical mobile unit. Of note, 1,455 telehealth patient encounters were completed during this reporting period.

Our commitment to this objective is steadfast as we are confident in our ability to achieve our long-term telehealth goals and strive to extend our telehealth services to assist as many patients as possible. Through our innovative Gojji Telemedicine program, we have been able to provide essential support for patients managing chronic diseases such as diabetes, hypertension, and hyperlipidemia. Our ongoing efforts also include the expansion of telemedicine services for mental health, further enhancing our capacity to serve the diverse healthcare needs of our community.

Progress of Goal #5:

Our fifth objective is to reach a milestone of at least 2,300 telehealth patient encounters annually by **September 30, 2025**. While the journey towards this goal continues, it's worth noting that we have already initiated substantial progress. During this reporting period, we conducted 1,455 telehealth visits using our mobile medical unit.

Our commitment to this endeavor drives us to continually advance our telehealth services, with the aim of serving and reaching an ever-expanding patient base. Leveraging our Gojji Telemedicine program, we have been able to provide essential

support for patients managing chronic diseases like diabetes, hypertension, and hyperlipidemia. Our ongoing efforts include the expansion of telemedicine services for mental health, ensuring a comprehensive and whole person approach to healthcare delivery.

Progress on the Number of District Residents Served

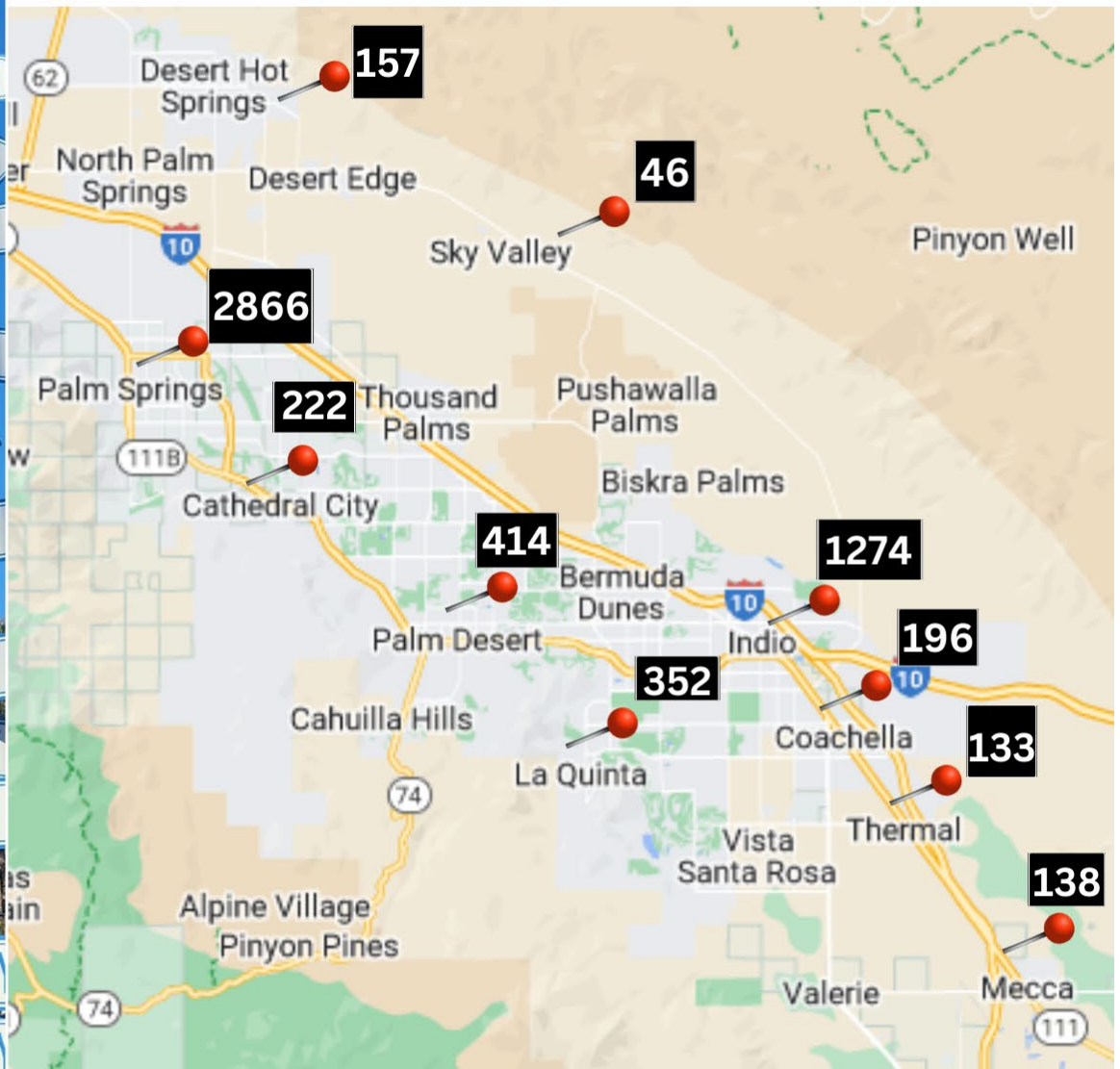
Number of Unduplicated District Residents Directly Served During This Reporting Period: 3,453

Please answer the following questions:

- **Is the project on track in meeting its goals?** Yes
- **Please describe any specific issues/barriers in meeting the project goals.**
One of the challenges we encountered was related to the construction and renovation of our Brick-and-Mortar clinic and pharmacy. These complications caused a delay in the full operational readiness of our hub. However, we are pleased to report that all construction and renovation work is nearing completion with our ribbon cutting ceremony scheduled for May 11, 2024. Additionally, another obstacle we faced was accurately estimating the required number of vaccinations for specific events. This task is particularly critical because certain vaccines must be stored at precise temperatures.
- **If the project is not on track, what is the course correction?**
Our project is not only on track but also exceeding expectations. We've successfully achieved many of our goals, and we are confident that we will not only meet but surpass our predicted targets.
- **Describe any unexpected successes during this reporting period other than those originally planned.**
During this reporting period, we achieved an unexpected milestone by collaborating effectively with Galilee and local school districts. Our joint efforts resulted in vaccinating refugee children, providing school supplies, ensuring their enrollment in school and continued education. Additionally, we've closely partnered with organizations such as Growing Coachella Valley to provide support for farm workers and their families.

DPMG|Health

Bridging Health and Community



DESERT HEALTHCARE
DISTRICT & FOUNDATION

DPMG|Health

Bridging Health and Community




DESERT HEALTHCARE
DISTRICT & FOUNDATION

We conducted comprehensive asthma screenings across the East side of the valley, reaching out to individuals affected by poor air and water quality conditions. Through our initiatives, we initiated appropriate treatments and provided medications to individuals who previously lacked access to healthcare services.



Our collaborative endeavors have resulted in remarkable positive outcomes, successfully mitigating health disparities and fostering greater accessibility to healthcare services within our community.



The team has conducted Tdap vaccination drives at various schools across the valley, ensuring that students entering 7th grade are appropriately immunized. Additionally, we provided immunizations to refugee students, contributing to their overall health and well-being.



Our mobile unit is dedicated to serving the needs of the community, offering assistance through our telemedicine services and various outreach locations tailored to support the unhoused population. Our services encompass diabetes management, blood pressure monitoring, and medical procedures, ensuring comprehensive care for all individuals in need.

Report Period: 04/01/2024 - 04/30/2024
(Monthly report due the 15th of each month)

Program/Project Information:

Grant # 1329

Project Title: DPMG Health Street Medicine

Start Date: 10/1/2022

End Date: 9/30/2025

Term: 36 months

Grant Amount: \$500,000.00

Executive Summary: Desert Physicians Medical Group Health is committed to bridging health and community. We plan to expand access and provide care for those living in the Coachella Valley. This funding will provide support for the medical mobile unit and communities we serve. It is anticipated that 3,000 patient encounters will be conducted via the medical mobile unit by September 30, 2023 with an expansion by September 30, 2025 to increase total annual patient encounters to at least 7,000 per year, including primary and specialty care services.

Goal	Goal/ Objective/ Other Topics	Successes, Emergent Issues, Challenges, Findings, and Supportive Information (Graphs, reports, indicator results, etc.)							
Services	By September 30, 2025, increase total annual patient encounters to at least 7,000 per year and provide extended hours and weekend hours at least 1,400 encounters per year.	The table and graph below illustrates the total number of patient encounters seen since October 1, 2023 up to this reporting period.							
		Date	Location	# of Patients seen	Gender		Age		
					Female	Male	≤ 18 yo	19-64 yo	≥ 65 yo
		October 2023							
		10/2/23	Gojji Telemedicine	14	8	6	0	12	2

**DESERT PHYSICIANS MEDICAL GROUP MEDICAL MOBILE UNIT
RFP - 2022-001 - MONTHLY REPORT**

		10/3/23	Galilee Center at Western Sands Motel - Refugee Clinic	29	18	11	12	17	0	0
		10/3/23	Gojji Telemedicine	10	5	5	0	10	0	0
		10/4/23	R.I.S.E. Smoke Tree	3	0	3	0	3	0	0
		10/4/23	Gojji Telemedicine	11	7	4	0	9	2	0
		10/4/23	Birth Choice of the Desert	2	2	0	0	2	0	0
		10/5/23	Coyote Run Apartments	40	25	15	9	26	5	0
		10/5/23	Gojji Telemedicine	9	6	3	0	9	0	0
		10/6/23	Our Lady of Guadalupe - Street Medicine	9	1	8	0	8	1	0
		10/6/23	Gojji Telemedicine	10	4	6	0	10	0	0
		10/9/23	Gojji Telemedicine	12	7	5	0	11	1	0
		10/10/23	Galilee Center at Western Sands Motel - Refugee Clinic	35	19	16	14	21	0	0
		10/11/23	Birth Choice of the Desert	2	2	0	0	2	0	0
		10/11/23	Gojji Telemedicine	14	6	8	0	12	2	0
		10/12/23	Jovenes Substance Abuse Recovery Home	15	2	13	0	14	1	0

DESERT PHYSICIANS MEDICAL GROUP MEDICAL MOBILE UNIT
RFP - 2022-001 - MONTHLY REPORT

		10/12/23	Gojji Telemedicine	16	8	8	0	14	2	0
		10/13/23	Our Lady of Guadalupe - Street Medicine	12	3	9	0	9	3	0
		10/13/23	Gojji Telemedicine	15	10	5	0	12	3	0
		10/15/23	Coachella Youth Sport Association	14	8	6	0	13	1	0
		10/16/23	Gojji Telemedicine	13	9	4	0	13	0	0
		10/17/23	Galilee Center at Western Sands Motel - Refugee Clinic	22	15	7	11	11	0	0
		10/17/23	Gojji Telemedicine	11	5	6	0	11	0	0
		10/18/23	Gene Autry Wash	3	0	3	0	3	0	0
		10/18/23	Gojji Telemedicine	12	5	7	0	9	3	0
		10/19/23	Desert Hot Springs Unhoused Outreach	18	8	10	0	17	1	0
		10/19/23	Gojji Telemedicine	14	10	4	0	10	4	0
		10/20/23	Our Lady of Guadalupe - Street Medicine	15	5	10	0	13	1	1
		10/20/23	Gojji Telemedicine	13	10	3	0	11	2	0
		10/23/23	Gojji Telemedicine	14	6	8	0	14	0	0
		10/24/23	Galilee Center at Western Sands Motel - Refugee Clinic	23	9	14	6	17	0	0

DESERT PHYSICIANS MEDICAL GROUP MEDICAL MOBILE UNIT
RFP - 2022-001 - MONTHLY REPORT

		10/25/23	R.I.S.E. Access Center	11	2	9	0	10	1	0
		10/25/23	Gojji Telemedicine	13	6	7	0	13	0	0
		10/26/23	Gojji Telemedicine	9	6	3	0	8	1	0
		10/27/23	Our Lady of Guadalupe - Street Medicine	10	1	9	0	10	0	0
		10/27/23	Gojji Telemedicine	4	2	2	0	4	0	0
		10/28/23	DAP Equity Walk	4	1	3	0	3	1	0
		10/30/23	Mountain View Estates	31	24	7	17	14	0	0
		10/30/23	Gojji Telemedicine	6	4	2	0	5	1	0
		November 2023								
		11/1/23	R.I.S.E. Access Center	3	0	3	0	3	0	0
		11/1/23	Birth Choice of the Desert	2	2	0	0	2	0	0
		11/1/23	Gojji Telemedicine	5	4	1	0	3	2	0
		11/2/23	Gojji Telemedicine	5	2	3	0	3	2	0
		11/3/23	Our Lady of Guadalupe - Street Medicine	12	4	8	0	11	1	0
		11/3/23	Gojji Telemedicine	6	4	2	0	4	2	0
		11/4/23	Palm Springs Pride	354	127	227	3	296	52	3
		11/6/23	Gojji Telemedicine	4	2	2	0	4	0	0

**DESERT PHYSICIANS MEDICAL GROUP MEDICAL MOBILE UNIT
RFP - 2022-001 - MONTHLY REPORT**

		11/7/23	Galilee Center at Western Sands Motel - Refugee Clinic	13	7	6	7	6	0	0
		11/8/23	R.I.S.E. Access Center	8	1	7	0	6	2	0
		11/8/23	Birth Choice of the Desert	2	2	0	0	2	0	0
		11/8/23	Gojji Telemedicine	3	2	1	0	2	1	0
		11/9/23	Jovenes Substance Abuse Recovery Home	12	2	10	0	12	0	0
		11/9/23	Gojji Telemedicine	5	3	2	0	3	2	0
		11/10/23	Our Lady of Guadalupe - Street Medicine	10	1	9	0	10	0	0
		11/10/23	Gojji Telemedicine	6	2	4	0	4	2	0
		11/13/23	Gojji Telemedicine	11	8	3	0	10	1	0
		11/14/23	Galilee Center at Western Sands Motel - Refugee Clinic	19	11	8	10	9	0	0
		11/15/23	R.I.S.E. Access Center	3	1	2	0	3	0	0
		11/15/23	Birth Choice of the Desert	1	1	0	0	1	0	0
		11/15/23	Gojji Telemedicine	3	3	0	0	2	1	0
		11/16/23	Desert Hot Springs Unhoused Outreach	16	4	12	0	13	3	0

**DESERT PHYSICIANS MEDICAL GROUP MEDICAL MOBILE UNIT
RFP - 2022-001 - MONTHLY REPORT**

		11/16/23	ABC Recovery Home	24	7	17	0	24	0	0
		11/16/23	Gojji Telemedicine	4	2	2	0	3	1	0
		11/17/23	Gojji Telemedicine	8	5	3	0	8	0	0
		11/20/23	Coachella Valley Housing Coalition	20	13	7	7	10	3	0
		11/20/23	Gojji Telemedicine	7	3	4	0	6	1	0
		11/21/23	Galilee Center at Western Sands Motel - Refugee Clinic	34	17	17	11	23	0	0
		11/22/23	Gojji Telemedicine	5	2	3	0	5	0	0
		11/27/23	Mountain View Estates	20	9	11	8	12	0	0
		11/27/23	Gojji Telemedicine	4	1	3	0	4	0	0
		11/28/23	Galilee Center at Western Sands Motel - Refugee Clinic	24	12	12	8	16	0	0
		11/28/23	Gojji Telemedicine	1	0	1	0	1	0	0
		11/29/23	Gojji Telemedicine	3	1	2	0	2	1	0
		11/30/23	Gojji Telemedicine	5	4	1	0	5	0	0
		December 2023								
		12/1/23	Our Lady of Guadalupe - Street Medicine	3	0	3	0	3	0	0
		12/1/23	Gojji Telemedicine	15	11	4	0	14	1	0

RFP - 2022-001 - Monthly Report Period Date: 04/01/2024 - 04/30/2024

**DESERT PHYSICIANS MEDICAL GROUP MEDICAL MOBILE UNIT
RFP - 2022-001 - MONTHLY REPORT**

		12/4/23	Gojji Telemedicine	16	7	9	0	15	1	0
		12/5/23	Galilee Center at Western Sands Motel - Refugee Clinic	16	8	8	2	14	0	0
		12/5/23	Our Lady of Soledad	23	14	9	7	14	2	0
		12/6/23	R.I.S.E. Access Center	11	1	10	0	7	3	1
		12/6/23	Birth Choice of the Desert	2	2	0	1	1	0	0
		12/6/23	Gojji Telemedicine	14	5	9	0	12	2	0
		12/7/23	James Madison Elementary Vaccine Clinic	18	8	10	18	0	0	0
		12/7/23	Gojji Telemedicine	13	10	3	0	13	0	0
		12/8/23	Our Lady of Guadalupe - Street Medicine	14	5	9	0	11	3	0
		12/8/23	Gojji Telemedicine	10	6	4	0	8	2	0
		12/12/23	Galilee Center at Western Sands Motel - Refugee Clinic	8	6	2	4	4	0	0
		12/12/23	Gojji Telemedicine	13	8	5	0	9	4	0
		12/13/23	R.I.S.E. Access Center	8	1	7	0	7	1	0
		12/13/23	Gojji Telemedicine	12	2	10	0	12	0	0
		12/14/23	ABC Recovery Home	8	2	6	0	8	0	0

**DESERT PHYSICIANS MEDICAL GROUP MEDICAL MOBILE UNIT
RFP - 2022-001 - MONTHLY REPORT**

		12/14/23	Gojji Telemedicine	14	9	5	0	12	2	0
		12/15/23	Our Lady of Guadalupe - Street Medicine	7	1	6	0	6	1	0
		12/18/23	Gojji Telemedicine	17	12	5	0	17	0	0
		12/19/23	Galilee Center at Western Sands Motel - Refugee Clinic	12	8	4	6	6	0	0
		12/20/23	Gene Autry Wash	4	2	2	0	2	2	0
		12/20/23	Gojji Telemedicine	9	4	5	0	8	1	0
		12/21/23	Desert Hot Springs Unhoused Outreach	40	12	28	0	39	1	0
		12/22/23	Our Lady of Guadalupe - Street Medicine	72	19	53	0	61	11	0
		12/22/23	Gojji Telemedicine	14	10	4	0	14	0	0
		12/26/23	Galilee Center at Western Sands Motel - Refugee Clinic	22	12	10	8	14	0	0
		12/26/23	Gojji Telemedicine	12	6	6	0	12	0	0
		12/27/23	Gojji Telemedicine	9	5	4	0	7	2	0
		12/28/23	Sunrise Park Palm Springs	84	34	50	0	80	3	1
		12/29/23	Our Lady of Guadalupe - Street Medicine	15	3	12	0	13	2	0

January 2024								
1/2/24	Galilee Center at Western Sands Motel - Refugee Clinic	7	4	3	5	2	0	0
1/2/24	Gojji Telemedicine	12	2	10	0	12	0	0
1/3/24	Gojji Telemedicine	15	4	11	0	14	1	0
1/4/24	Gojji Telemedicine	14	6	8	0	12	2	0
1/5/24	Our Lady of Guadalupe - Street Medicine	15	1	14	0	14	1	0
1/5/24	Gojji Telemedicine	19	5	14	0	18	1	0
1/8/24	Gojji Telemedicine	15	11	4	0	12	3	0
1/9/24	Galilee Center at Western Sands Motel - Refugee Clinic	25	13	12	12	13	0	0
1/9/24	Gojji Telemedicine	13	6	7	0	13	0	0
1/10/24	Gene Autry Wash	4	0	4	0	3	1	0
1/10/24	Gojji Telemedicine	13	8	5	0	12	1	0
1/11/24	Gojji Telemedicine	13	5	8	0	13	0	0
1/12/24	Our Lady of Guadalupe - Street Medicine	11	2	9	0	10	1	0
1/12/24	Gojji Telemedicine	18	10	8	0	18	0	0
1/15/24	Gojji Telemedicine	14	8	6	0	13	1	0

**DESERT PHYSICIANS MEDICAL GROUP MEDICAL MOBILE UNIT
RFP - 2022-001 - MONTHLY REPORT**

		1/16/24	Galilee Center at Western Sands Motel - Refugee Clinic	18	8	10	8	10	0	0
		1/16/24	Gojji Telemedicine	14	10	4	0	13	1	0
		1/17/24	Birth Choice of the Desert	3	3	0	0	3	0	0
		1/17/24	Gojji Telemedicine	14	5	9	0	14	0	0
		1/18/24	Desert Hot Springs Unhoused Outreach	20	10	10	0	18	2	0
		1/18/24	Gojji Telemedicine	14	10	4	0	14	0	0
		1/19/24	Our Lady of Guadalupe - Street Medicine	9	1	8	0	7	2	0
		1/19/24	Gojji Telemedicine	15	7	8	0	12	3	0
		1/22/24	Gojji Telemedicine	16	13	3	0	16	0	0
		1/23/24	Gojji Telemedicine	15	11	4	1	12	2	0
		1/23/24	Galilee Center at Western Sands Motel - Refugee Clinic	17	9	8	9	8	0	0
		1/24/24	R.I.S.E. Access Center	6	2	4	0	5	1	0
		1/24/24	Birth Choice of the Desert	1	1	0	0	1	0	0
		1/24/24	Gojji Telemedicine	14	7	7	0	13	1	0
		1/25/24	Gojji Telemedicine	16	5	11	0	13	3	0

RFP - 2022-001 - Monthly Report Period Date: 04/01/2024 - 04/30/2024

**DESERT PHYSICIANS MEDICAL GROUP MEDICAL MOBILE UNIT
RFP - 2022-001 - MONTHLY REPORT**

		1/26/24	Gojji Telemedicine	16	3	13	0	16	0	0
		1/26/24	Our Lady of Guadalupe - Street Medicine	5	2	3	0	5	0	0
		1/27/24	Palm Springs Health Run & Wellness Festival	78	31	47	0	75	3	0
		1/29/24	Coachella Valley Housing Coalition	10	6	4	0	8	2	0
		1/29/24	Gojji Telemedicine	16	8	8	0	15	1	0
		1/30/24	Galilee Center at Western Sands Motel - Refugee Clinic	30	18	12	10	20	0	0
		1/30/24	Gojji Telemedicine	15	6	9	0	12	3	0
		1/31/24	R.I.S.E. Access Center	6	0	6	0	5	1	0
		1/31/24	Birth Choice of the Desert	1	1	0	0	1	0	0
		1/31/24	Gojji Telemedicine	18	10	8	0	16	2	0
		February 2024								
		2/1/24	Gojji Telemedicine	18	12	6	0	15	3	0
		2/2/24	Our Lady of Guadalupe - Street Medicine	10	1	9	0	9	1	0
		2/2/24	Gojji Telemedicine	18	13	5	0	18	0	0
		2/5/24	Gojji Telemedicine	11	7	4	0	10	1	0

RFP - 2022-001 - Monthly Report Period Date: 04/01/2024 - 04/30/2024

**DESERT PHYSICIANS MEDICAL GROUP MEDICAL MOBILE UNIT
RFP - 2022-001 - MONTHLY REPORT**

		2/6/24	Gojji Telemedicine	17	13	4	0	16	1	0
		2/7/24	R.I.S.E. Access Center	7	2	5	0	5	2	0
		2/7/24	Birth Choice of the Desert	3	3	0	0	3	0	0
		2/7/24	Gojji Telemedicine	14	10	4	0	13	1	0
		2/8/24	James Madison Elementary Vaccine Clinic	21	8	13	21	0	0	0
		2/8/24	Gojji Telemedicine	16	13	3	0	14	2	0
		2/9/24	Our Lady of Guadalupe - Street Medicine	13	3	10	0	11	2	0
		2/9/24	Gojji Telemedicine	17	11	6	0	15	2	0
		2/12/24	Gojji Telemedicine	18	6	12	0	17	1	0
		2/13/24	Galilee Center at Western Sands Motel - Refugee Clinic	26	14	12	13	13	0	0
		2/13/24	Gojji Telemedicine	15	8	7	0	15	0	0
		2/14/24	R.I.S.E. Access Center	9	2	7	0	6	3	0
		2/14/24	Gojji Telemedicine	14	9	5	0	11	3	0
		2/15/24	Desert Hot Springs Unhoused Outreach	13	5	8	0	12	1	0
		2/15/24	Indio High School Vaccine Clinic	16	5	11	16	0	0	0

**DESERT PHYSICIANS MEDICAL GROUP MEDICAL MOBILE UNIT
RFP - 2022-001 - MONTHLY REPORT**

	2/15/24	Gojji Telemedicine	19	6	13	0	18	1	0
	2/16/24	Our Lady of Guadalupe - Street Medicine	10	3	7	0	9	1	0
	2/16/24	DSUSD TK Enrollment	15	9	6	15	0	0	0
	2/16/24	Gojji Telemedicine	18	8	10	0	17	1	0
	2/19/24	ABC Recovery Home	10	0	10	0	9	1	0
	2/19/24	Gojji Telemedicine	14	6	8	0	14	0	0
	2/20/24	Galilee Center at Western Sands Motel - Refugee Clinic	30	13	17	14	16	0	0
	2/20/24	Gojji Telemedicine	13	7	6	1	11	1	0
	2/21/24	R.I.S.E. Access Center	7	0	7	0	4	3	0
	2/21/24	Birth Choice of the Desert	5	5	0	0	5	0	0
	2/21/24	Gojji Telemedicine	18	9	9	0	15	3	0
	2/22/24	Gojji Telemedicine	15	11	4	0	12	3	0
	2/23/24	Our Lady of Guadalupe - Street Medicine	9	1	8	0	8	1	0
	2/23/24	Gojji Telemedicine	11	3	8	0	9	2	0
	2/26/24	Coyote Runs Apartments	3	2	1	0	2	1	0
	2/26/24	Gojji Telemedicine	17	7	10	0	16	1	0

DESERT PHYSICIANS MEDICAL GROUP MEDICAL MOBILE UNIT
RFP - 2022-001 - MONTHLY REPORT

		2/27/24	Galilee Center at Western Sands Motel - Refugee Clinic	35	22	13	14	21	0	0
		2/27/24	Gojji Telemedicine	9	7	2	0	9	0	0
		2/28/24	R.I.S.E. Access Center	6	2	4	0	5	1	0
		2/28/24	Gojji Telemedicine	16	8	8	0	13	3	0
		2/29/24	Gojji Telemedicine	12	7	5	0	10	2	0
		March 2024								
		3/1/24	Our Lady of Guadalupe - Street Medicine	4	1	3	0	4	0	0
		3/1/24	Gojji Telemedicine	16	11	5	0	14	2	0
		3/4/24	Gojji Telemedicine	14	11	3	0	14	0	0
		3/5/24	Galilee Center at Western Sands Motel - Refugee Clinic	17	10	7	5	12	0	0
		3/5/24	Gojji Telemedicine	17	10	7	1	15	1	0
		3/6/24	R.I.S.E. Access Center	3	0	3	0	3	0	0
		3/6/24	Birth Choice of the Desert	3	3	0	0	3	0	0
		3/6/24	Gojji Telemedicine	12	5	7	0	12	0	0
		3/7/24	Jovenes Substance Abuse Recovery Home	19	5	14	3	16	0	0

DESERT PHYSICIANS MEDICAL GROUP MEDICAL MOBILE UNIT
RFP - 2022-001 - MONTHLY REPORT

		3/7/24	Gojji Telemedicine	16	4	12	0	14	2	0
		3/8/24	Our Lady of Guadalupe - Street Medicine	5	1	4	0	5	0	0
		3/8/24	Gojji Telemedicine	15	13	2	0	13	2	0
		3/9/24	Ranch 51 - Premier Packing Luncheon and Health Fair	20	2	18	0	19	0	1
		3/11/24	Gojji Telemedicine	19	5	14	0	18	1	0
		3/12/24	Galilee Center at Western Sands Motel - Refugee Clinic	19	11	8	7	12	0	0
		3/12/24	Gojji Telemedicine	16	9	7	0	13	3	0
		3/13/24	R.I.S.E. Access Center	7	1	6	0	3	4	0
		3/13/24	Gojji Telemedicine	17	15	2	0	14	3	0
		3/14/24	James Madison Elementary Vaccine Clinic	28	10	18	28	0	0	0
		3/14/24	Gojji Telemedicine	18	12	6	0	14	4	0
		3/15/24	Our Lady of Guadalupe - Street Medicine	8	0	8	0	7	1	0
		3/15/24	Gojji Telemedicine	17	2	15	0	16	1	0
		3/16/24	Mecca Community Center Spirometry Screening	8	5	3	0	7	1	0

**DESERT PHYSICIANS MEDICAL GROUP MEDICAL MOBILE UNIT
RFP - 2022-001 - MONTHLY REPORT**

		3/18/24	Gojji Telemedicine	14	11	3	0	14	0	0
		3/19/24	Galilee Center at Western Sands Motel - Refugee Clinic	13	5	8	4	9	0	0
		3/19/24	Gojji Telemedicine	14	8	6	1	11	2	0
		3/20/24	R.I.S.E. Access Center	3	0	3	0	3	0	0
		3/20/24	Birth Choice of the Desert	2	2	0	0	2	0	0
		3/20/24	Gojji Telemedicine	17	6	11	0	16	1	0
		3/21/24	Desert Hot Springs Unhoused Outreach	20	6	14	0	19	1	0
		3/21/24	Gojji Telemedicine	15	9	6	0	13	2	0
		3/22/24	Our Lady of Guadalupe - Street Medicine	6	2	4	0	5	1	0
		3/22/24	Migrant Education Resource Fair	13	9	4	0	10	3	0
		3/22/24	Gojji Telemedicine	18	11	7	0	17	1	0
		3/25/24	CVHC Wolff Water Apartments	13	8	5	2	10	1	0
		3/25/24	Gojji Telemedicine	15	5	10	0	12	3	0
		3/26/24	Galilee Center at Western Sands Motel - Refugee Clinic	17	10	7	3	14	0	0

**DESERT PHYSICIANS MEDICAL GROUP MEDICAL MOBILE UNIT
RFP - 2022-001 - MONTHLY REPORT**

		3/26/24	Gojji Telemedicine	17	8	9	0	16	1	0
		3/27/24	R.I.S.E. Access Center	1	1	0	0	0	1	0
		3/27/24	Gojji Telemedicine	20	14	6	0	18	2	0
		3/28/24	Gojji Telemedicine	14	7	7	0	14	0	0
		3/29/24	Our Lady of Guadalupe - Street Medicine	13	3	10	0	11	2	0
		3/29/24	Gojji Telemedicine	12	7	5	1	9	2	0
		April 2024								
		4/1/24	Gojji Telemedicine	18	9	9	0	18	0	0
		4/2/24	Galilee Center at Western Sands Motel - Refugee Clinic	24	14	10	7	17	0	0
		4/2/24	Gojji Telemedicine	16	11	5	0	16	0	0
		4/3/24	Birth Choice of the Desert	2	2	0	0	2	0	0
		4/3/24	Gojji Telemedicine	14	12	2	0	14	0	0
		4/4/24	Gojji Telemedicine	17	5	12	0	15	2	0
		4/5/24	Our Lady of Guadalupe - Street Medicine	10	0	10	0	7	1	2
		4/5/24	Gojji Telemedicine	18	11	7	0	18	0	0
		4/8/24	Gojji Telemedicine	17	8	9	0	15	2	0

**DESERT PHYSICIANS MEDICAL GROUP MEDICAL MOBILE UNIT
RFP - 2022-001 - MONTHLY REPORT**

		4/9/24	Galilee Center at Western Sands Motel - Refugee Clinic	16	10	6	5	11	0	0
		4/9/24	Gojji Telemedicine	15	6	9	0	15	0	0
		4/10/24	ABC Recovery Home	5	1	4	0	5	0	0
		4/10/24	Gojji Telemedicine	14	13	1	0	13	1	0
		4/11/24	Gojji Telemedicine	17	4	13	0	14	3	0
		4/12/24	Our Lady of Guadalupe - Street Medicine	17	8	9	0	13	4	0
		4/12/24	Gojji Telemedicine	18	7	11	0	15	3	0
		4/13/24	Tudor Ranch Wellness Fair	24	13	11	1	21	2	0
		4/15/24	Jovenes Substance Abuse Recovery Home	32	7	25	1	31	0	0
		4/15/24	Gojji Telemedicine	15	12	3	0	15	0	0
		4/16/24	Galilee Center at Western Sands Motel - Refugee Clinic	27	13	14	6	21	0	0
		4/16/24	Gojji Telemedicine	16	8	8	1	14	1	0
		4/17/24	R.I.S.E	1	1	0	0	1	0	0
		4/17/24	Gojji Telemedicine	17	6	11	0	14	3	0
		4/18/24	Desert Hot Springs Unhoused Outreach	26	10	16	0	25	0	1

DESERT PHYSICIANS MEDICAL GROUP MEDICAL MOBILE UNIT
RFP - 2022-001 - MONTHLY REPORT

		4/18/24	Coral Mountain Academy Tdap Clinic	35	18	17	35	0	0	0
		4/18/24	Gojji Telemedicine	17	3	14	0	15	2	0
		4/19/24	Our Lady of Guadalupe - Street Medicine	11	2	9	0	9	2	0
		4/19/24	Gojji Telemedicine	17	7	10	0	15	2	0
		4/22/24	Mecca Elementary School Tdap Clinic	23	10	13	23	0	0	0
		4/22/24	Gojji Telemedicine	15	7	8	0	14	1	0
		4/23/24	Galilee Center at Western Sands Motel - Refugee Clinic	5	2	3	2	3	0	0
		4/23/24	Gojji Telemedicine	18	10	8	0	17	1	0
		4/24/24	R.I.S.E.	2	1	1	0	2	0	0
		4/24/24	Birth Choice of the Desert	4	4	0	0	4	0	0
		4/24/24	Gojji Telemedicine	15	9	6	0	15	0	0
		4/25/24	Gojji Telemedicine	12	7	5	0	11	1	0
		4/26/24	Our Lady of Guadalupe - Street Medicine	17	8	9	0	11	6	0
		4/26/24	Gojji Telemedicine	16	6	10	0	15	1	0
		4/29/24	Gojji Telemedicine	17	9	8	0	17	0	0
		4/29/24	CVHC St. Anthony's	6	6	0	0	1	5	0

RFP - 2022-001 - Monthly Report Period Date: 04/01/2024 - 04/30/2024

		<table><tr><td></td><td>Mobile Home Park</td><td></td><td></td><td></td><td></td><td></td><td></td><td></td></tr><tr><td>4/30/24</td><td>Gojji Telemedicine</td><td>19</td><td>10</td><td>9</td><td>1</td><td>18</td><td>0</td><td>0</td></tr><tr><td>4/30/24</td><td>Galilee Center at Western Sands Motel - Refugee Clinic</td><td>1</td><td>1</td><td>0</td><td>1</td><td>0</td><td>0</td><td>0</td></tr><tr><td colspan="2">Total Since October 2023</td><td>4099</td><td>1913</td><td>2186</td><td>446</td><td>3306</td><td>337</td><td>10</td></tr></table> <div><p>DESERT PHYSICIANS MEDICAL GROUP MEDICAL MOBILE UNIT</p><p>Number of Patients Seen</p><table><tr><th>Month of Visit</th><th>Total # of Visits</th></tr><tr><td>October</td><td>518</td></tr><tr><td>November</td><td>662</td></tr><tr><td>December</td><td>535</td></tr><tr><td>January</td><td>595</td></tr><tr><td>February</td><td>568</td></tr><tr><td>March</td><td>575</td></tr><tr><td>April</td><td>646</td></tr></table></div>		Mobile Home Park								4/30/24	Gojji Telemedicine	19	10	9	1	18	0	0	4/30/24	Galilee Center at Western Sands Motel - Refugee Clinic	1	1	0	1	0	0	0	Total Since October 2023		4099	1913	2186	446	3306	337	10	Month of Visit	Total # of Visits	October	518	November	662	December	535	January	595	February	568	March	575	April	646
	Mobile Home Park																																																					
4/30/24	Gojji Telemedicine	19	10	9	1	18	0	0																																														
4/30/24	Galilee Center at Western Sands Motel - Refugee Clinic	1	1	0	1	0	0	0																																														
Total Since October 2023		4099	1913	2186	446	3306	337	10																																														
Month of Visit	Total # of Visits																																																					
October	518																																																					
November	662																																																					
December	535																																																					
January	595																																																					
February	568																																																					
March	575																																																					
April	646																																																					
Goal	Goal/ Objective/ Other Topics	Successes, Emergent Issues, Challenges, Findings, and Supportive Information (Graphs, reports, indicator results, etc.)																																																				
Services	By September 30, 2023, provide primary and	The table and graph below illustrates the total number of patient encounters seen since the launch of services on October 1, 2022 up to this reporting period.																																																				

specialty care services to 3,000 patients.									

RFP - 2022-001 - Monthly Report Period Date: 04/01/2024 - 04/30/2024

January 2023								
1/6/23	Our Lady of Guadalupe - Street Medicine	7	2	5	0	5	2	0
1/19/23	Headstart Nursery	30	12	18	0	24	5	1
1/19/23	Tudor Ranch	76	21	55	0	56	16	4
1/20/23	Our Lady of Guadalupe - Street Medicine	3	0	3	0	3	0	0
1/25/23	Mobile Van Clinic	1	1	0	0	1	0	0
1/28/23	Palm Springs Health Run & Wellness Festival	3	0	3	0	2	1	0
February 2023								
2/3/23	Our Lady of Guadalupe - Street Medicine	2	1	1	0	2	0	0
2/17/23	Our Lady of Guadalupe - Street Medicine	11	3	8	0	7	2	2
2/22/23	Anthony Vineyards	71	9	62	1	57	12	1
March 2023								
3/3/23	Our Lady of Guadalupe - Street Medicine	9	3	6	0	9	0	0
3/10/23	Our Lady of Guadalupe - Street Medicine	6	2	4	0	4	0	2
3/14/23	Galilee Center at	59	33	26	34	24	1	0

RFP - 2022-001 - Monthly Report Period Date: 04/01/2024 - 04/30/2024

			Western Sands Motel - Refugee Clinic							
3/17/23	Our Lady of Guadalupe - Street Medicine	3	0	3	0	2	1	0		
3/19/23	Anthony Vineyards - "Dia de la Familia" Health Fair	46	27	19	6	33	6	1		
3/21/23	Galilee Center at Western Sands Motel - Refugee Clinic	40	21	19	17	23	0	0		
3/24/23	Our Lady of Guadalupe - Street Medicine	5	1	4	0	3	2	0		
3/28/23	Galilee Center at Western Sands Motel - Refugee Clinic	37	18	19	20	17	0	0		
3/31/23	Our Lady of Guadalupe - Street Medicine	6	1	5	0	4	1	1		
April 2023										
4/4/23	Galilee Center at Western Sands Motel - Refugee Clinic	16	6	10	7	9	0	0		
4/11/23	Galilee Center at Western Sands Motel - Refugee Clinic	56	23	33	30	26	0	0		
4/14/23	Our Lady of Guadalupe - Street Medicine	11	2	9	0	8	3	0		

RFP - 2022-001 - Monthly Report Period Date: 04/01/2024 - 04/30/2024

DESERT PHYSICIANS MEDICAL GROUP MEDICAL MOBILE UNIT
RFP - 2022-001 - MONTHLY REPORT

		4/18/23	Galilee Center at Western Sands Motel - Refugee Clinic	56	26	30	19	37	0	0
		4/21/23	Our Lady of Guadalupe - Street Medicine	15	1	14	0	11	1	3
		4/25/23	Galilee Center at Western Sands Motel - Refugee Clinic	41	14	27	11	30	0	0
		4/28/23	Our Lady of Guadalupe - Street Medicine	10	3	7	0	6	1	3
		May 2023								
		5/2/23	Galilee Center at Western Sands Motel - Refugee Clinic	35	15	20	8	26	1	0
		5/3/23	Mental Health Awareness Fair	36	25	11	5	31	0	0
		5/4/23	John Glenn Middle School Tdap Clinic	12	5	7	11	1	0	0
		5/5/23	Our Lady of Guadalupe - Street Medicine	16	5	11	0	10	4	2
		5/8/23	Indio Middle School Tdap Clinic	18	10	8	15	3	0	0
		5/9/23	Galilee Center at Western Sands Motel - Refugee Clinic	35	19	16	5	30	0	0

RFP - 2022-001 - Monthly Report Period Date: 04/01/2024 - 04/30/2024

DESERT PHYSICIANS MEDICAL GROUP MEDICAL MOBILE UNIT
RFP - 2022-001 - MONTHLY REPORT

		5/10/23	Valle Del Sol Elementary Tdap Clinic	35	20	15	34	1	0	0
		5/10/23	Saul Martinez Elementary Tdap Clinic	24	7	17	24	0	0	0
		5/11/23	Thomas Jefferson Middle School Tdap Clinic	8	3	5	8	0	0	0
		5/12/23	Our Lady of Guadalupe - Street Medicine	12	4	8	0	10	2	0
		5/15/23	Colonel Mitchell Paige Middle School Tdap Clinic	2	2	0	2	0	0	0
		5/16/23	Galilee Center at Western Sands Motel - Refugee Clinic	37	19	18	6	31	0	0
		5/17/23	Palm Desert Charter Middle School Tdap Clinic	31	11	20	31	0	0	0
		5/18/23	La Quinta Middle Stem Academy Tdap Clinic	34	12	22	34	0	0	0
		5/19/23	Our Lady of Guadalupe - Street Medicine	5	2	3	0	4	1	0
		5/20/23	CVUSD District Office Tdap/COVID Clinic	31	18	13	29	2	0	0
		5/22/23	Palm Desert High School Sports Physicals	289	135	154	289	0	0	0

RFP - 2022-001 - Monthly Report Period Date: 04/01/2024 - 04/30/2024

DESERT PHYSICIANS MEDICAL GROUP MEDICAL MOBILE UNIT
RFP - 2022-001 - MONTHLY REPORT

		5/23/23	Galilee Center at Western Sands Motel - Refugee Clinic	29	13	16	7	22	0	0
		5/25/23	Sacred Heart Tdap Clinic & Sports Physicals	29	12	17	29	0	0	0
		5/26/23	Our Lady of Guadalupe - Street Medicine	16	3	13	0	13	3	0
		5/30/23	Galilee Center at Western Sands Motel - Refugee Clinic	44	21	23	19	25	0	0
		5/31/23	La Quinta High School Sports Physicals	288	128	160	288	0	0	0
		June 2023								
		6/1/23	Cathedral City High School Sports Physicals	197	94	103	197	0	0	0
		6/2/23	Our Lady of Guadalupe - Street Medicine	13	4	9	0	10	2	1
		6/5/23	Palm Springs High School Sports Physicals	231	152	79	231	0	0	0
		6/6/23	Galilee Center at Western Sands Motel - Refugee Clinic	25	14	11	10	15	0	0
		6/9/23	Our Lady of Guadalupe	11	2	9	0	9	2	0

RFP - 2022-001 - Monthly Report Period Date: 04/01/2024 - 04/30/2024

DESERT PHYSICIANS MEDICAL GROUP MEDICAL MOBILE UNIT
RFP - 2022-001 - MONTHLY REPORT

			- Street Medicine							
		6/13/23	Galilee Center at Western Sands Motel - Refugee Clinic	17	7	10	5	12	0	0
		6/14/23	Gene Autry Wash	6	2	4	0	6	0	0
		6/20/23	Galilee Center at Western Sands Motel - Refugee Clinic	13	1	12	0	13	0	0
		6/21/23	Gene Autry Wash	12	6	6	0	10	2	0
		6/23/23	Our Lady of Guadalupe - Street Medicine	13	3	10	0	10	3	0
		6/27/23	Galilee Center at Western Sands Motel - Refugee Clinic	17	7	10	4	13	0	0
		6/28/23	Gene Autry Wash	7	2	5	0	6	1	0
		6/30/23	Our Lady of Guadalupe - Street Medicine	10	1	9	0	9	0	1
		July 2023								
		7/5/23	Gene Autry Wash	23	6	17	0	23	0	0
		7/5/23	Gojji Telemedicine	8	1	7	0	7	1	0
		7/6/23	Gojji Telemedicine	12	7	5	0	11	1	0
		7/7/23	Our Lady of Guadalupe - Street Medicine	13	3	10	0	10	3	0

RFP - 2022-001 - Monthly Report Period Date: 04/01/2024 - 04/30/2024

DESERT PHYSICIANS MEDICAL GROUP MEDICAL MOBILE UNIT
RFP - 2022-001 - MONTHLY REPORT

		7/7/23	Gojji Telemedicine	4	4	0	0	4	0	0
		7/10/23	Gojji Telemedicine	2	1	1	0	2	0	0
		7/11/23	Galilee Center at Western Sands Motel - Refugee Clinic	36	20	16	15	21	0	0
		7/11/23	Gojji Telemedicine	2	1	1	0	2	0	0
		7/12/23	Gene Autry Wash	10	3	7	0	8	2	0
		7/12/23	Gojji Telemedicine	2	1	1	0	2	0	0
		7/13/23	Gojji Telemedicine	14	6	8	0	12	2	0
		7/14/23	Our Lady of Guadalupe - Street Medicine	18	10	8	0	17	1	0
		7/14/23	Gojji Telemedicine	5	3	2	0	5	0	0
		7/17/23	Gojji Telemedicine	4	2	2	0	4	0	0
		7/18/23	Galilee Center at Western Sands Motel - Refugee Clinic	39	21	18	17	22	0	0
		7/18/23	Gojji Telemedicine	3	1	2	0	3	0	0
		7/19/23	Gene Autry Wash	11	4	7	0	10	1	0
		7/19/23	Gojji Telemedicine	4	2	2	0	3	1	0
		7/20/23	Coachella Valley Housing Coalition	5	4	1	0	3	2	0
		7/20/23	Gojji Telemedicine	5	2	3	0	4	1	0

RFP - 2022-001 - Monthly Report Period Date: 04/01/2024 - 04/30/2024

**DESERT PHYSICIANS MEDICAL GROUP MEDICAL MOBILE UNIT
RFP - 2022-001 - MONTHLY REPORT**

		7/21/23	Our Lady of Guadalupe - Street Medicine	17	7	10	0	15	2	0
		7/21/23	Gojji Telemedicine	5	5	0	0	5	0	0
		7/24/23	Gojji Telemedicine	4	1	3	0	4	0	0
		7/25/23	Galilee Center at Western Sands Motel - Refugee Clinic	28	15	13	13	15	0	0
		7/25/23	Gojji Telemedicine	1	1	0	0	1	0	0
		7/26/23	Gene Autry Wash	15	3	12	0	13	1	1
		7/26/23	Gojji Telemedicine	5	4	1	0	4	1	0
		7/27/23	Gojji Telemedicine	13	6	7	0	13	0	0
		7/28/23	Our Lady of Guadalupe - Street Medicine	29	9	20	0	26	2	1
		7/28/23	Gojji Telemedicine	5	3	2	0	4	1	0
		7/31/23	Jovenes Substance Abuse Recovery Home	33	12	21	3	29	1	0
		7/31/23	Gojji Telemedicine	4	3	1	0	4	0	0
		August 2023								
		8/1/23	Galilee Center at Western Sands Motel - Refugee Clinic	22	14	8	9	13	0	0
		8/1/23	Gojji Telemedicine	2	0	2	0	2	0	0

RFP - 2022-001 - Monthly Report Period Date: 04/01/2024 - 04/30/2024

DESERT PHYSICIANS MEDICAL GROUP MEDICAL MOBILE UNIT
RFP - 2022-001 - MONTHLY REPORT

		8/2/23	Gene Autry Wash	6	4	2	0	6	0	0
		8/2/23	DSUSD District Tdap Clinic	36	16	20	36	0	0	0
		8/2/23	Gojji Telemedicine	6	2	4	0	4	2	0
		8/3/23	Gojji Telemedicine	6	3	3	0	4	2	0
		8/4/23	Our Lady of Guadalupe - Street Medicine	15	5	10	0	13	2	0
		8/4/23	Gojji Telemedicine	8	5	3	0	8	0	0
		8/7/23	La Quinta Middle School Tdap Clinic	75	38	37	74	1	0	0
		8/7/23	Gojji Telemedicine	5	4	1	0	5	0	0
		8/8/23	Galilee Center at Western Sands Motel - Refugee Clinic	35	20	15	13	22	0	0
		8/9/23	Gene Autry Wash	4	1	3	0	3	1	0
		8/9/23	Gojji Telemedicine	5	4	1	0	5	0	0
		8/10/23	Desert Ridge Academy Vaccine Clinic	48	27	21	47	1	0	0
		8/10/23	Gojji Telemedicine	9	4	5	0	6	3	0
		8/11/23	Our Lady of Guadalupe - Street Medicine	13	6	7	0	10	3	0
		8/11/23	Gojji Telemedicine	8	4	4	0	7	1	0
		8/14/23	Cahuilla Desert	46	26	20	46	0	0	0

RFP - 2022-001 - Monthly Report Period Date: 04/01/2024 - 04/30/2024

DESERT PHYSICIANS MEDICAL GROUP MEDICAL MOBILE UNIT
RFP - 2022-001 - MONTHLY REPORT

			Academy Tdap Clinic							
8/14/23	Gojji Telemedicine	5	3	2	0	5	0	0		
8/15/23	Galilee Center at Western Sands Motel - Refugee Clinic	15	6	9	4	10	1	0		
8/16/23	Gene Autry Wash	6	1	5	0	5	1	0		
8/16/23	Gojji Telemedicine	4	2	2	0	3	1	0		
8/17/23	Gojji Telemedicine	5	1	4	0	4	1	0		
8/17/23	Woodspur Farms	35	25	10	2	33	0	0		
8/18/23	Our Lady of Guadalupe - Street Medicine	9	1	8	0	6	3	0		
8/18/23	Gojji Telemedicine	7	6	1	0	7	0	0		
8/22/23	Galilee Center at Western Sands Motel - Refugee Clinic	22	12	10	6	16	0	0		
8/22/23	Gojji Telemedicine	2	1	1	0	2	0	0		
8/23/23	Toro Canyon Middle School Tdap Clinic	13	11	2	13	0	0	0		
8/23/23	Thomas Jefferson Middle School Tdap Clinic	9	6	3	9	0	0	0		
8/23/23	Gojji Telemedicine	4	1	3	0	4	0	0		
8/24/23	Desert Hot Springs	17	7	10	0	13	4	0		

RFP - 2022-001 - Monthly Report Period Date: 04/01/2024 - 04/30/2024

			Unhoused Outreach						
8/24/23		Gojji Telemedicine	6	3	3	0	6	0	0
8/25/23		Our Lady of Guadalupe - Street Medicine	7	2	5	0	4	3	0
8/25/23		Gojji Telemedicine	6	2	4	0	5	1	0
8/28/23		Jovenes Substance Abuse Recovery Home	20	7	13	2	15	3	0
8/28/23		Gojji Telemedicine	6	4	2	0	6	0	0
8/29/23		Galilee Center at Western Sands Motel - Refugee Clinic	40	22	18	21	19	0	0
8/30/23		Gene Autry Wash	6	2	4	0	6	0	0
8/30/23		Gojji Telemedicine	6	2	4	0	4	2	0
8/31/23		Gojji Telemedicine	4	1	3	0	3	1	0
September 2023									
9/1/23		Our Lady of Guadalupe - Street Medicine	12	4	8	0	9	3	0
9/1/23		Gojji Telemedicine	17	9	8	0	17	0	0
9/5/23		Galilee Center at Western Sands Motel - Refugee Clinic	28	12	16	7	21	0	0
9/5/23		Gojji Telemedicine	14	12	2	0	14	0	0

**DESERT PHYSICIANS MEDICAL GROUP MEDICAL MOBILE UNIT
RFP - 2022-001 - MONTHLY REPORT**

		9/6/23	Gojji Telemedicine	15	6	9	0	15	0	0
		9/7/23	Gojji Telemedicine	16	9	7	0	14	2	0
		9/8/23	Our Lady of Guadalupe - Street Medicine	15	5	10	0	9	6	0
		9/8/23	Gojji Telemedicine	14	8	6	0	11	3	0
		9/11/23	Mountain View Estates	17	13	4	3	13	1	0
		9/11/23	Gojji Telemedicine	15	6	9	0	13	2	0
		9/12/23	Galilee Center at Western Sands Motel - Refugee Clinic	22	15	7	6	16	0	0
		9/12/23	Gojji Telemedicine	11	8	3	0	11	0	0
		9/13/23	Gene Autry Wash	11	5	6	1	9	1	0
		9/13/23	Gojji Telemedicine	15	10	5	0	15	0	0
		9/14/23	Gojji Telemedicine	14	7	7	0	12	2	0
		9/15/23	Our Lady of Guadalupe - Street Medicine	15	6	9	0	12	3	0
		9/15/23	Gojji Telemedicine	14	9	5	0	14	0	0
		9/18/23	Paseo De Los Heros II	8	6	2	2	6	0	0
		9/18/23	Gojji Telemedicine	19	8	11	0	17	2	0
		9/19/23	Galilee Center at Western Sands Motel - Refugee Clinic	21	9	12	8	13	0	0

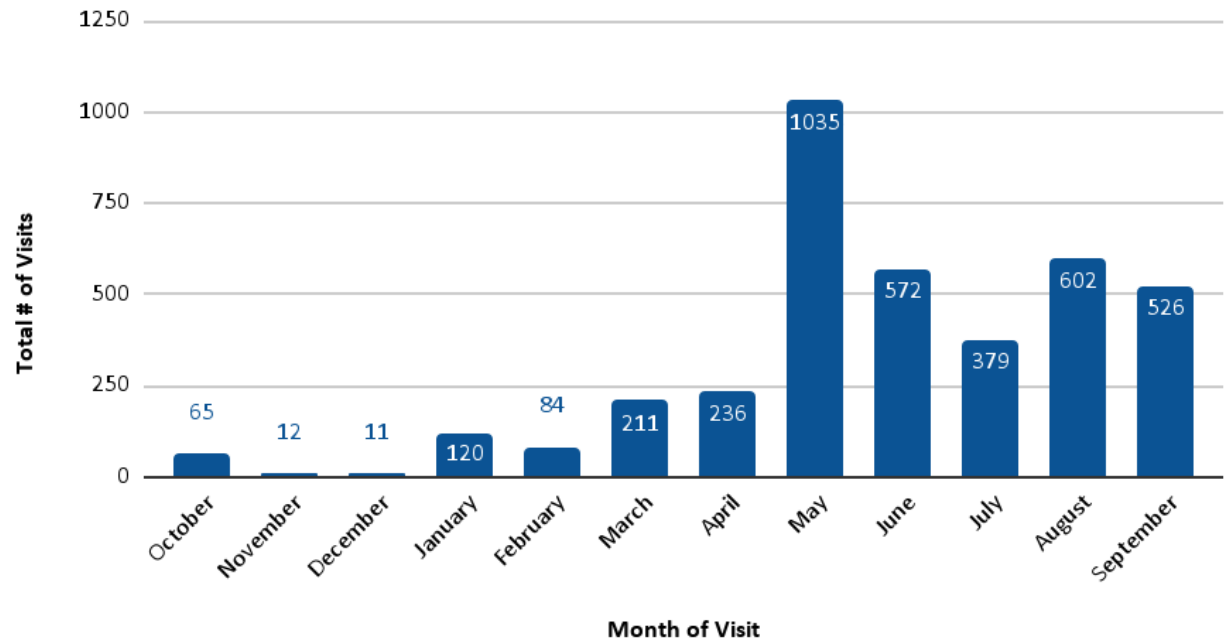
RFP - 2022-001 - Monthly Report Period Date: 04/01/2024 - 04/30/2024

DESERT PHYSICIANS MEDICAL GROUP MEDICAL MOBILE UNIT
RFP - 2022-001 - MONTHLY REPORT

	9/19/23	Gojji Telemedicine	11	8	3	0	11	0	0
	9/20/23	Gene Autry Wash	8	3	5	0	7	1	0
	9/20/23	Gojji Telemedicine	15	8	7	0	11	4	0
	9/21/23	Desert Hot Springs Unhoused Outreach	22	9	13	0	18	4	0
	9/21/23	Gojji Telemedicine	16	6	10	0	14	2	0
	9/22/23	Our Lady of Guadalupe - Street Medicine	12	4	8	0	10	2	0
	9/22/23	Gojji Telemedicine	14	10	4	0	14	0	0
	9/25/23	Our Lady of Soledad	16	8	8	0	14	2	0
	9/25/23	Gojji Telemedicine	14	9	5	0	10	4	0
	9/26/23	Galilee Center at Western Sands Motel - Refugee Clinic	23	9	14	6	17	0	0
	9/26/23	Gojji Telemedicine	12	7	5	0	12	0	0
	9/27/23	Birth Choice of the Desert	2	2	0	0	2	0	0
	9/27/23	Gojji Telemedicine	13	8	5	0	11	2	0
	9/28/23	Gojji Telemedicine	12	6	6	0	11	1	0
	9/29/23	Our Lady of Guadalupe - Street Medicine	11	2	9	0	7	2	2
	9/29/23	Gojji Telemedicine	12	9	3	0	11	1	0

Totals: October 2022 - September 2023	3853	1821	2032	1810	1824	192	27
--	------	------	------	------	------	-----	----

DESERT PHYSICIANS MEDICAL GROUP MEDICAL MOBILE UNIT
Number of Patients Seen





**DESERT HEALTHCARE
DISTRICT & FOUNDATION**

Date: June 11, 2024
To: Program Committee
Subject: Grant Applications Status Report

Staff Recommendation: Information only.

Grant Applications: The following grant and mini grant applications have been submitted and are under review by the grants team and are pending either proposal conferences and/or a site visit. Recommendations/suggested decisions will be brought forward to the Program Committee for possible action:

1. Mini Grant #1433 GANAS \$10,000: Mission is to improve the quality of life of the Hispanic and Latino special needs community –
 - a. Status: After a recent proposal conference, grantee will revise application to reflect direct healthcare services for special needs children.
2. Grant #1465 UCR School of Medicine - \$260,945 for two years for operating support of the free Mecca medical student-run clinic
 - a. Status: Pending proposal conference
3. Grant # 1463 Ronald McDonald House Charities - \$158,797 for support of temporary housing and family support services for Coachella Valley children and their families
 - a. Status: Pending application and budget revisions
4. Mini grant #1464 Palms To Pines Parasports -\$9775 for support of occupational therapy services for specialized clients
 - a. Status: Pending proposal conference
5. Grant#1468 Eisenhower Health - \$1,989,493 for 3 years to support psychiatric care expansion and development of a psychiatry residency program
 - a. Status: Pending staff review

Recently Board-approved GRANTS:

1. Grant #1460 ABC Recovery Center - \$150,134 to cover costs for nursing staff services provided to Coachella Valley clients and for prescription medication costs for Coachella Valley clients that are not reimbursed.

Recently Staff-approved MINI GRANTS: None at this time.

Recently declined MINI GRANTS: None at this time.

Recently declined GRANTS: None at this time

DESERT HEALTHCARE DISTRICT							
OUTSTANDING GRANTS AND GRANT PAYMENT SCHEDULE							
May 31, 2024							
TWELVE MONTHS ENDING JUNE 30, 2024							
Grant ID Nos.	Name	Approved Grants - Prior Yrs	6/30/2023 Bal Fwd	Current Yr 2023-2024	Total Paid Prior Yrs July-June	Total Paid Current Yr July-June	Open BALANCE
2014-MOU-BOD-11/21/13	Memo of Understanding CVAG CV Link Support	\$ 10,000,000	\$ 3,320,000		\$ -		\$ 3,320,000
2022-1301-BOD-01-25-22	UCR Regents - Community Based Interventions to Mitigate Psychological Trauma - 1 Yr.	\$ 113,514	\$ 11,352		\$ 5,747		\$ 5,605
	Unexpended funds Grant #1301						\$ (5,605)
2022-1311-BOD-04-26-22	Desert Arc - Healthcare for Adults with Disabilities Project Employment of Nurses - 1 Yr.	\$ 102,741	\$ 10,275		\$ 10,275		\$ -
2022-1313-BOD-04-26-22	Angel View - Improving Access to Primary & Specialty Care Services for Children With Disabilities 1 Yr.	\$ 76,790	\$ 7,680		\$ 7,680		\$ -
2022-1314-BOD-05-24-22	Voices for Children - Court Appointed Special Advocate Program - 1 Yr.	\$ 60,000	\$ 6,000		\$ 6,000		\$ -
2022-1325-BOD-06-28-22	Vision Y Compromiso - CVEC Unrestricted Grant Funds - 2 Yrs.	\$ 150,000	\$ 82,500		\$ 67,500		\$ 15,000
2022-1327-BOD-06-28-22	Youth Leadership Institute - Youth Voice in Mental Health - 2 Yrs.	\$ 50,000	\$ 27,500		\$ 22,500		\$ 5,000
2022-1328-BOD-06-28-22	El Sol - Expanding Access to Educational Resources for Promotoras - 2 Yrs.	\$ 150,000	\$ 82,500		\$ 67,500		\$ 15,000
2022-1331-BOD-06-28-22	Services - 2 Yrs.	\$ 50,000	\$ 27,500		\$ 22,500		\$ 5,000
2022-1324-BOD-07-26-22	Galilee Center - Our Lady of Guadalupe Shelter - 2 Yr.	\$ 100,000	\$ 55,000		\$ 45,000		\$ 10,000
2022-1332-BOD-07-26-22	Alianza CV - Expanding & Advancing Outreach Through Increasing Capacity Development - 2 Yrs.	\$ 100,000	\$ 55,000		\$ 22,500		\$ 32,500
2022-1329-BOD-09-27-22	DPMG - Mobile Medical Unit - 3 Yrs.	\$ 500,000	\$ 450,000		\$ 151,104		\$ 298,896
2022-1350-BOD-09-27-22	JFK Memorial Foundation - Behavioral Health Awareness & Education Program - 1 Yr.	\$ 57,541	\$ 5,755		\$ 5,755		\$ (0)
2022-1355-BOD-09-27-22	The Joslyn Center - The Joslyn Wellness Center - 1 Yr.	\$ 85,000	\$ 8,500		\$ 8,500		\$ 0
2022-1361-BOD-09-27-22	DAP Health - DAP Health Monkeypox Virus Response - 1 Yr.	\$ 586,727	\$ 340,654		\$ 7,659		\$ 332,995
	Unexpended funds Grant #1361						\$ (332,995)
2022-1356-BOD-10-25-22	Blood Bank of San Bernardino/Riverside Counties - Coachella Valley Therapeutic Apheresis Program - 1 Yr.	\$ 140,000	\$ 77,000		\$ 71,121		\$ 5,879
	Unexpended funds Grant #1356						\$ (5,879)
2022-1358-BOD-10-25-22	Foundation for Palm Springs Unified School District - School-Based Wellness Center Project - 1 Yr.	\$ 110,000	\$ 60,500		\$ -		\$ 60,500
2022-1362-BOD-10-25-22	Jewish Family Service of the Desert - Mental Health Counseling Services for Underserved - 2 Yrs.	\$ 160,000	\$ 124,000		\$ 72,000		\$ 52,000
2022-1326-BOD-12-20-22	TODEC - TODEC's Equity Program - 2 Yrs.	\$ 100,000	\$ 77,500		\$ 22,500		\$ 55,000
2022-1330-BOD-12-20-22	OneFuture Coachella Valley - Building a Healthcare Workforce Pipeline - 2 Yrs.	\$ 605,000	\$ 468,874		\$ 272,249		\$ 196,625
2022-1369-BOD-12-20-22	ABC Recovery Center - Cost of Caring Fund Project - 1 Yr.	\$ 332,561	\$ 257,735		\$ 257,735		\$ -
2022-1333-BOD-01-24-23	Organizacion en California de Lideres Campesinas - Healthcare Equity for ECV Farmworker Women - 2 Yrs.	\$ 150,000	\$ 116,250		\$ 67,500		\$ 48,750
2022-1363-BOD-01-24-23	Pegasus Riding Academy - Pegasus Equine Assisted Therapy - 1 Yr.	\$ 60,092	\$ 33,052		\$ 27,040		\$ 6,012
2023-1372-BOD-02-28-23	Reynaldo J. Carreon MD Foundation - Dr. Carreon Scholarship Program - 1 Yr.	\$ 50,000	\$ 27,500		\$ 27,500		\$ -
2023-1391-BOD-05-23-23	Lift To Rise - Driving Regional Economic Stability Through Collective Impact - 3 Yrs.	\$ 900,000	\$ 832,500		\$ 202,500		\$ 630,000
2023-1392-BOD-05-23-23	Galilee Center - Galilee Center Extended Shelter - 1 Yr.	\$ 268,342	\$ 207,965		\$ 181,131		\$ 26,834
2023-1393-BOD-06-27-23	DAP Health - DAP Health Expands Access to Healthcare - 1 Yr.	\$ 1,025,778	\$ 1,025,778		\$ 923,200		\$ 102,578
2023-1398-BOD-06-27-23	Desert Healthcare Foundation - Core Operating Support - 1 Yr.	\$ 750,000	\$ 750,000		\$ 750,000		\$ -
2023-BOD-06-27-23	Carry over of remaining Fiscal Year 2022/2023 Funds for Mobile Medical Unit Program*	\$ 395,524	\$ 395,524		\$ 395,524		\$ -
2023-1399-Mini-07-06-23	Theresa A. Mike Scholarship Foundation - Mini Grant			\$ 10,000		\$ 10,000	\$ -
2023-1401-Mini-07-07-23	Word of Life Fellowship Center - Mini Grant			\$ 10,000		\$ 10,000	\$ -
2023-1396-Mini-07-25-23	Boys & Girls Club of Coachella Valley - Mini Grant			\$ 10,000		\$ 10,000	\$ -
2023-1389-BOD-07-25-23	Step Up on Second Street - Step Up's ECMILOS Programs in the Coachella Valley - 1 Yr.			\$ 64,401		\$ 28,980	\$ 35,421
2023-1394-BOD-07-25-23	CSU San Bernardino Palm Desert Campus Nursing Street Medicine Program - 1 Yr.			\$ 73,422		\$ 66,080	\$ 7,342
2023-1397-Mini-08-23-23	Well In The Desert - Mini Grant			\$ 10,000		\$ 10,000	\$ -
2023-1402-Mini-09-05-23	Ronnie's House for Hope - Mini Grant			\$ 10,000		\$ 10,000	\$ -
2023-1414-Mini-09-14-23	Desert Access and Mobility, Inc. - Mini Grant			\$ 10,000		\$ 10,000	\$ -
2023-1400-BOD-09-26-23	Desert Arc - Desert Arc Health Care Program - 1 Yr.			\$ 291,271		\$ 196,608	\$ 94,663
2023-1404-BOD-09-26-23	Martha's Village and Kitchen - Homeless Housing & Wrap-Around Services Expansion - 2 Yrs.			\$ 369,730		\$ 83,189	\$ 286,541
2023-1405-BOD-09-26-23	Variety Children's Charities of the Desert - Expansion of Core Programs & Services - 1Yr.			\$ 120,852		\$ 108,766	\$ 12,086
2023-1408-BOD-10-24-23	Coachella Valley Volunteers in Medicine - Ensuring Access to Healthcare - 1 Yr.			\$ 478,400		\$ 215,280	\$ 263,120
2023-1410-BOD-10-24-23	Alianza Nacional de Campesinas, Inc. - Coachella Valley Farmworkers Food Distribution - 1 Yr.			\$ 57,499		\$ 25,875	\$ 31,624
2023-1413-BOD-10-24-23	Voices for Children - Court Appointed Special Advocate Program - 1 Yr.			\$ 81,055		\$ 36,474	\$ 44,581
2023-1412-BOD-10-24-23	DPMG - DPMG Health Community Medicine - 2 Yrs.			\$ 1,057,396		\$ 152,170	\$ 905,226
2023-MOU-BOD-11-04-23	TODEC - Outreach & Linkage to Supportive Mental Health Services - Tropical Storm Hilary - 3 Mos.			\$ 40,000		\$ 40,000	\$ -
2023-MOU-BOD-11-04-23	Chance Initiative, Inc. - Outreach & Linkage to Supportive Services - Tropical Storm Hilary - 3 Mos.			\$ 10,000		\$ 10,000	\$ -
2023-1403-BOD-12-19-23	Vision To Learn - Palm Desert & Coachella Valley VTL Program - 1 Yr.			\$ 50,000		\$ 22,500	\$ 27,500
2023-1419-BOD-12-19-23	Blood Bank of San Bernardino/Riverside Counties - LifeStream's Attracting New Donors Initiative - 1 Yr.			\$ 104,650		\$ 47,092	\$ 57,558
2023-1402-BOD-12-19-23	Braille Institute of America - Low Vision Telehealth Services - 1Yr.			\$ 36,697		\$ 16,514	\$ 20,183
2023-1421-BOD-12-19-23	Olive Crest - General Support for Counseling & Mental Health Services to Vulnerable Children & Families - 2 Yrs.			\$ 359,594		\$ 80,908	\$ 278,686
2024-1430-Mini-02-08-24	Asthma & Allergy Foundation of America St. Louis Chapter - Asthma Newly Diagnosed Kit - 1 Yr.			\$ 10,000		\$ 10,000	\$ -
2024-1429-BOD-02-27-24	Desert Cancer Foundation - Patience Assistance Program & Community Outreach - 1 Yr.			\$ 163,750		\$ 73,687	\$ 90,063
2024-1456-Mini-03-06-24	The Pink Journey - Rolling with Hope - 1 Yr.			\$ 10,000		\$ 10,000	\$ -
2024-1432-BOD-04-23-24	Variety Children's Charities of the Desert - Outreach & Future Program Expansion - 2Yrs.			\$ 102,949		\$ 23,163	\$ 79,786
2024-1437-BOD-04-23-24	Youth Leadership Institute - Community Advocates for Resilient Emotional Safety - 2 Yrs.			\$ 100,000		\$ 22,500	\$ 77,500
2024-1441-BOD-04-23-24	DAP Health - DAP Health Community Health Workers Build Community Connections - 2 Yrs.			\$ 125,000		\$ 28,125	\$ 96,875
2024-1443-BOD-04-23-24	Voices for Children - Court Appointed Special Advocate Program - 2 Yrs.			\$ 60,000		\$ 13,500	\$ 46,500
2024-1445-BOD-04-23-24	The Joslyn Center - Increasing Behavioral Health Access & Social Connectedness - 2 Yrs.			\$ 200,000		\$ 45,000	\$ 155,000
2024-1452-BOD-04-23-24	El Sol - Coachella Valley Community Assistance, Resources, & Empowerment Services - 2 Yrs.			\$ 200,000		\$ 45,000	\$ 155,000
2024-1453-BOD-04-23-24	Vision y Compromiso - Cultivando Community Connections - 2 Yrs.			\$ 199,914		\$ 44,980	\$ 154,934
2024-1455-BOD-04-23-24	Angel View - Outreach Program to Reduce Social Isolation & Loneliness - 2 Yrs.			\$ 86,250		\$ 19,406	\$ 66,844
2024-1431-Mini-04-26-24	Habitat for Humanity - Housing Insecurity Prevention Program for Low Income Coachella Valley Residents - 1 Yr.			\$ 10,000		\$ 10,000	\$ -
2024-1460-BOD-05-28-24	ABC Recovery Center - Nursing Care and Prescription Medications - 1 Yr.			\$ 150,134		\$ 67,560	\$ 82,574
2024-MOU-BOD-05-28-24	Desert Healthcare Foundation - Core Operating Support - 1 Yr.			\$ 750,000		\$ -	\$ 750,000
TOTAL GRANTS		\$ 17,229,610	\$ 8,944,395	\$ 5,422,964	\$ 3,720,221	\$ 1,603,357	\$ 8,699,301
Amts available/remaining for Grant/Programs - FY 2023-24:							
Amount budgeted 2023-2024			\$ 5,000,000				
Amount granted YTD:			\$ (5,422,964)			G/L Balance:	5/31/2024
Financial Audits of Non-Profits: Organizational Assessments; HCC Intern - Lideres Campesinas			\$ (11,100)			2131	\$ 6,224,301
Net adj - Grants not used: FY 22-23 Carryover Mobile Medical Unit Funds; 1361; 1301; 1356			\$ 740,003			2281	\$ 2,475,000
Matching external grant contributions			\$ -				
Balance available for Grants/Programs			\$ 305,939			Total	\$ 8,699,302
							(0)