



**DESERT HEALTHCARE FOUNDATION
BOARD MEETING
Board of Directors
September 26, 2023
6:30 P.M.**

Immediately Following the Adjournment of the Desert Healthcare District Board Meeting

Regional Access Project Foundation
Conference Room 103
41550 Eclectic Street
Palm Desert, CA 92211

This meeting is handicapped-accessible

In lieu of attending the meeting in person, members of the public can participate by webinar using the following link:

<https://us02web.zoom.us/j/88671987917?pwd=T29iRktkZlRDM3lTbmJDWkFiMnVMdz09>
Password: 355860

Members of the public can also participate by telephone, using the following dial in information:

(669) 900-6833 or Toll Free (833) 548-0282

Webinar ID: 886 7198 7917

Password: 355860

You may also email ahayles@dhcd.org with your public comment no later than 4 p.m., Tuesday, 09/26

Page(s)	AGENDA	Item Type
	<i>Any item on the agenda may result in Board Action</i>	
	A. CALL TO ORDER – President PerezGil Roll Call Director Barraza____Director De Lara____ Director Zendle, MD____Director Shorr____ Secretary Rogers, RN____ Vice-President Zavala, PsyD__President PerezGil	
1-3	B. APPROVAL OF AGENDA	Action
	C. PUBLIC COMMENT At this time, comments from the audience may be made on items <i>not</i> listed on the agenda that are of public interest and within the subject-matter jurisdiction of the Foundation. The Board has a policy of limiting speakers to no more than three minutes. The Board cannot take action on items not listed on the agenda. Public input may be offered on agenda items when they come up for discussion and/or action.	
		Action



- D. CONSENT AGENDA**
 All Consent Agenda item(s) listed below are considered to be routine by the Board of Directors and will be enacted by one motion. There will be no separate discussion of items unless a Board member so requests, in which event the item(s) will be considered following approval of the Consent Agenda.
- 4-7 1. BOARD MINUTES
 - a. Board of Directors Meeting – July 25, 2023
 - 8-20 2. FINANCIALS
 - a. Approval of the July and August 2023 Financial Statements – F&A Approved September 13, 2023
- E. REPORTS**
- 21-26 1. Desert Healthcare District CEO Report – Chris Christensen, Interim CEO
 - a. Consideration to update the Desert Healthcare Foundation’s Candid Profile – formerly Foundation Center and GuideStar **Action**
 - b. Advancing the District’s Role in Addressing the Healthcare Needs of Black Communities in the Coachella Valley
 - 27-43 i. Black and African American Healthcare Scholarship Program – OneFuture Coachella Valley Scholarship Award Recipients
 - 44-45 c. Coachella Valley Equity Collaborative: COVID-19 Community Support, Outreach, Education, Testing, Vaccination Distribution
 - 46-61 d. DPMG Health Mobile Medical Unit Operations
 - 62-63 e. US Aging: Aging and Disability Vaccination Collaborative Grant
 - 64-77 f. Behavioral Health Informational Updates Information
- F. COMMITTEE MEETINGS**
- 78-80 1. **PROGRAM COMMITTEE** – Chair/President Evett PerezGil, Vice-President Carmina Zavala, PsyD, Director Leticia De Lara
 - a. Draft Meeting Minutes – September 12, 2023
 - 81-82 b. Grants Payment Schedules
 - 83-86 c. Progress and Final Reports Updates
 - 87-93 d. Improving Access to Healthcare in Desert Highland Gateway Estates (DHGE) – July 2023 Report – Borrego Health Foundation
 - 94 2. **FINANCE, LEGAL, ADMINISTRATION, & REAL ESTATE COMMITTEE** – Chair/Treasurer Arthur Shorr, Vice-President Carmina Zavala, PsyD, and Director Leticia De Lara
 - a. Draft Meeting Minutes – September 13, 2023



G. BOARD COMMENTS

H. ADJOURNMENT

The undersigned certifies that a copy of this agenda was posted in the front entrance to the Desert Healthcare District offices located at 1140 North Indian Canyon Drive, Palm Springs, California, and the front entrance of the Desert Healthcare District office located at the Regional Access Project Foundation, 41550 Eclectic Street, Suite G 100, Palm Desert California at least 72 hours prior to the meeting. If you have a disability or require a translator for accommodation to enable you to participate in this meeting, please email Andrea S. Hayles, Special Assistant to the CEO and Board Relations Officer, at ahayles@dhcd.org or call (760) 567-0298 at least 72 hours prior to the meeting.

Andrea S. Hayles

Andrea S. Hayles, Board Relations Officer



**DESERT HEALTHCARE FOUNDATION
BOARD OF DIRECTORS MEETING MINUTES
July 25, 2023**

Directors Present	District Staff Present	Absent
President Evett PerezGil Vice-President Carmina Zavala, PsyD Secretary Carole Rogers, RN Treasurer Arthur Shorr Director Les Zendle, MD Director Leticia De Lara, MPA Director Kimberly Barraza	Chris Christensen, CAO Donna Craig, Chief Program Officer Alejandro Espinoza, Chief of Community Engagement Will Dean, Marketing and Communications Director Jana Trew, Senior Program Officer Andrea S. Hayles, Board Relations Officer <u>Legal Counsel</u> Jeff Scott	Conrado E. Bárzaga, MD, CEO

AGENDA ITEMS	DISCUSSION	ACTION
A. Call to Order Roll Call	President PerezGil called the meeting to order at 7:02 p.m. The Clerk of the Board called the roll with all directors present.	
B. Approval of Agenda	President PerezGil asked for a motion to approve the agenda.	#23-20 MOTION WAS MADE by Director De Lara seconded by Vice-President Zavala to approve the agenda. Motion passed unanimously. AYES – 7 President PerezGil, Vice-President Zavala, Secretary Rogers, Director Shorr, Director Zendle, Director De Lara and Director Barraza NOES – 0 ABSENT – 0
C. Public Comment	There were no public comments.	
D. Consent Agenda 1. BOARD MINUTES a. Board of Directors Meeting – June 27, 2023 2. FINANCIALS	President PerezGil asked for a motion to approve the consent agenda.	#23-21 MOTION WAS MADE by Director Zendle seconded by Director De Lara to approve the consent agenda. Motion passed unanimously.



**DESERT HEALTHCARE FOUNDATION
BOARD OF DIRECTORS MEETING MINUTES
July 25, 2023**

<p>a. Approval of the June 2023 Preliminary Financial Statements – F&A Approved July 19, 2023</p>		<p>AYES – 7 President PerezGil, Vice-President Zavala, Secretary Rogers, Director Shorr, Director Zendle, Director De Lara and Director Barraza NOES – 0 ABSENT – 0</p>
<p>New Business</p> <p>1. Consideration to approve a Contract Agreement with the U.S. Administration of Community Living – US Aging: Aging and Disability Vaccination Collaborative – \$341,648</p> <p>2. Homelessness Collective Fund</p>	<p>President PerezGil described the US Aging – Aging and Disability Vaccination Collaborative contract agreement.</p> <p>Staff described the discussions at the F&A Committee to research and provide a status report at the July Board meeting on monetary contributions to agencies that serve people experiencing homelessness, similar to past years for cooling centers during the summer months. There is no need for support at this time by the agencies and partners.</p>	<p>#23-21 MOTION WAS MADE by Director Zendle seconded by Vice-President Zavala to approve the US Aging. Motion passed unanimously. AYES – 7 President PerezGil, Vice-President Zavala, Secretary Rogers, Director Shorr, Director Zendle, Director De Lara and Director Barraza NOES – 0 ABSENT – 0</p>
<p>1. Desert Healthcare District CEO Report – Conrado E. Bárzaga, MD, CEO</p> <p>a. Advancing the District’s Role in Addressing the Healthcare Needs of Black Communities in the Coachella Valley</p>	<p>President PerezGil inquired with the Board about any questions concerning the staff reports describing items F.1.a-d.</p>	

**DESERT HEALTHCARE FOUNDATION
BOARD OF DIRECTORS MEETING MINUTES
July 25, 2023**

<p>i. Black and African American Healthcare Scholarship Program – OneFuture Coachella Valley Scholarship Award Recipients, Sacha Hudson and Lilyanna Scialdone</p> <p>b. Coachella Valley Equity Collaborative: COVID-19 Community Support, Outreach, Education, Testing, Vaccination Distribution</p> <p>c. Mobile Medical Unit Operations</p> <p>d. Behavioral Health Informational Updates</p>	<p>There were no questions or comments.</p> <p>Donna Craig, Chief Program Officer, described the internet issues, including time limitations, with Sacha Hudson and Lilyanna Scialdone, the OneFuture Coachella Valley scholarship award recipients. Staff will ensure their presentations are at the beginning of the September meeting.</p> <p>Alejandro Espinoza, Chief of Community Engagement, provided a brief description of the collaborative updates.</p> <p>The committee discussed and inquired on the fentanyl crisis project, the partnerships, and the District’s role in expanding the project with RUHS. Jana Trew, Senior Program Officer, Behavioral Health, described the Districts collaborative partnerships.</p>	
<p>F.1. Program Committee</p> <p>1. Draft Meeting Minutes – July 18, 2023</p> <p>2. Grants Payment Schedules</p>	<p>President PerezGil inquired about any questions concerning the July Program Committee meeting minutes and items F.1.</p>	

DESERT HEALTHCARE FOUNDATION
BOARD OF DIRECTORS MEETING MINUTES
July 25, 2023

<p>3. Progress and Final Reports Updates</p> <p>4. Grant #1046 Public Health Institute – Final Deliverable – Policies and Strategies to Improve Air Quality and Public Health in the Coachella Valley</p> <p>5. Improving Access to Healthcare in Desert Highland Gateway Estates (DHGE) – April 2023 Report – Borrego Health Foundation</p> <p>F.2. F&A Committee</p> <p>1. Draft Meeting Minutes – July 19, 2023</p>	<p>Director Rogers inquired about the air quality impact from the Salton Sea in the PHI report, with Mr. Espinoza describing the current work of the District.</p> <p>President PerezGil inquired about any questions concerning the July F&A Committee meeting minutes.</p> <p>There were no questions or comments.</p>	
<p>G. Board Member Comments</p>	<p>There were no Board member comments.</p>	
<p>H. Adjournment</p>	<p>President PerezGil adjourned the meeting at 7:27 p.m.</p>	<p>Audio recording available on the website at https://www.dhcd.org/Agendas-and-Documents</p>

ATTEST: _____
Carole Rogers, RN, Secretary, Board of Directors
Desert Healthcare District Board of Directors

Minutes respectfully submitted by Andrea S. Hayles, Board Relations Officer

DESERT HEALTHCARE FOUNDATION					
JULY/AUGUST 2023 FINANCIAL STATEMENTS					
INDEX					
Statement of Operations					
Balance sheet					
Allocation of Restricted Funds					
Deposit Detail					
Check Register					
Credit Card Expenditures					
Schedule of Grants					

Desert Healthcare Foundation
Profit & Loss Budget vs. Actual
July through August 2023

	MONTH			MONTH			TOTAL		
	Jul 23	Budget	\$ Over Budget	Aug 23	Budget	\$ Over Budget	Jul - Aug 23	Budget	\$ Over Budget
Income									
4000 · Gifts and Contributions	23,896	10,833	13,063	4,316	10,833	(6,517)	28,212	21,666	6,546
4003 · Grants	750,000	185,333	564,667	115,755	185,333	(69,578)	865,755	370,666	495,089
4116 · Bequests - Frederick Lowe	6,122	5,000	1,122	8,744	5,000	3,744	14,866	10,000	4,866
4130 · Misc. Income	0	83	(83)	0	83	(83)	0	166	(166)
8015 · Investment Interest Income	7,725	12,500	(4,775)	9,747	12,500	(2,753)	17,472	25,000	(7,528)
8040 · Restr. Unrealized Gain/(Loss)	72,666	(8,333)	80,999	(74,072)	(8,333)	(65,739)	(1,406)	(16,666)	15,260
Total Income	860,409	205,416	654,993	64,490	205,416	(140,926)	924,899	410,832	514,067
Expense									
5001 · Accounting Services Expense	1,159	1,167	(8)	1,159	1,167	(8)	2,318	2,334	(16)
5035 · Dues & Memberships Expense	0	42	(42)	0	42	(42)	0	84	(84)
5057 · Investment Fees Expense	3,873	4,167	(294)	3,919	4,167	(248)	7,792	8,334	(542)
5065 · Legal Costs Ongoing Expense	0	83	(83)	0	83	(83)	0	166	(166)
5101 · DHCD-Exp Alloc Wages& benefits	33,148	33,148	0	33,148	33,148	0	66,296	66,296	0
5101.1 · DHCD Labor Allocation to Grants	(14,349)	(14,349)	0	(14,349)	(14,349)	0	(28,698)	(28,698)	0
5102 · DHCD-Expenses - CVEC	23,054	36,237	(13,183)	33,793	36,237	(2,444)	56,847	72,474	(15,627)
5106 · Marketing & Communications	0	2,917	(2,917)	0	2,917	(2,917)	0	5,834	(5,834)
5110 · Other Expenses	0	417	(417)	599	417	182	599	834	(235)
5115 · Postage & Shipping Expense	0	8	(8)	0	8	(8)	0	16	(16)
5120 · Professional Fees Expense	0	83	(83)	0	83	(83)	0	166	(166)
8051 · Major grant expense	0	222,833	(222,833)	75,272	222,833	(147,561)	75,272	445,666	(370,394)
8052 · Grant Expense - Collective/Mini	0	2,500	(2,500)	0	2,500	(2,500)	0	5,000	(5,000)
Total Expense Before Social Services	46,885	289,253	(242,368)	133,541	289,253	(155,712)	180,426	578,506	(398,080)
5054 · Social Services Fund	0	10,000	(10,000)	0	10,000	(10,000)	0	20,000	(20,000)
Net Income	813,524	(93,837)	907,361	(69,051)	(93,837)	24,786	744,473	(187,674)	932,147

Desert Healthcare Foundation
Balance Sheet Previous Year Comparison
As of August 31, 2023

				Aug 31, 23	Aug 31, 22
ASSETS					
Current Assets					
Checking/Savings					
100 - CASH					
			150 - Petty Cash	207	200
			151 - Checking - Union Bank 7611	0	2,184,066
			152 - Checking - Union Bank 8570	0	120,280
			153 - Checking - US Bank - 7094	982,247	0
			154 - Checking - US Bank - 4946	100,000	0
Total Checking/Savings				1,082,454	2,304,546
Total Accounts Receivable				171,373	106,976
Other Current Assets					
476-486 - INVESTMENTS					
477 - Morgan Stanley-Investments					
			477.2 - Unrealized Gain/(Loss)	(240,269)	(189,311)
			477 - Morgan Stanley-Investments - Other	2,072,897	2,052,959
Total 477 - Morgan Stanley-Investments				1,832,628	1,863,648
486 - Merrill Lynch					
			486.1 - Merrill Lynch Unrealized Gain	583,678	559,486
			486 - Merrill Lynch - Other	2,154,157	1,969,170
Total 486 - Merrill Lynch				2,737,835	2,528,656
Total 476-486 - INVESTMENTS				4,570,463	4,392,304
500 - CONTRIBUTIONS -RCVB -CRTS					
			515 - Contrib RCVB-Pressler CRT	70,118	62,367
			530 - Contrib RCVB-Guerts CRT	126,022	126,022
Total 500 - CONTRIBUTIONS -RCVB -CRTS				196,140	188,389
601 - Prepaid Payables				4,246	6,360
Total Other Current Assets				4,770,849	4,587,053
TOTAL ASSETS				6,024,676	6,998,575

Desert Healthcare Foundation
Balance Sheet Previous Year Comparison
As of August 31, 2023

				Aug 31, 23	Aug 31, 22
LIABILITIES & EQUITY					
Liabilities					
Current Liabilities					
Accounts Payable					
			1000 · Accounts Payable	2,020	35,154
			1052 · Account payable-DHCD Exp Alloc	104,618	90,249
			Total Accounts Payable	106,638	125,403
Other Current Liabilities					
			2183 · Grants Payable-COVID-CARES PHI	75,312	94,895
			2190 · Current - Grants payable	1,551,795	396,723
			Total Other Current Liabilities	1,627,107	491,618
			Total Current Liabilities	1,733,745	617,021
Long Term Liabilities					
			2186 · Grants payable	0	200,000
			Total Liabilities	1,733,745	817,021
Equity					
			3900 · Retained Earnings	3,546,460	6,098,389
			Net Income	744,473	83,165
			Total Equity	4,290,933	6,181,554
TOTAL LIABILITIES & EQUITY				6,024,676	6,998,575

DESERT HEALTHCARE FOUNDATION					
BALANCE SHEET 08/31/23					
ALLOCATION OF MAJOR CATEGORIES/LIABILITIES					
		T/B	GENERAL Fund	Restricted Funds	Trusts
ASSETS					
	150 · Petty Cash	207	207	-	-
	153 · Checking - US Bank 7094*	982,247	875,609	106,638	-
	154 · Checking - US Bank 4946	100,000	100,000		
	Total 100 · CASH - UNRESTRICTED	1,082,454	975,816	106,638	-
Accounts Receivable					
	321 - Accounts Receivable - Other	171,373	-	171,373	
	Total Accounts Receivable	171,373	-	171,373	-
477 · Invt-Morgan Stanley					
	477.2 · Unrealized Gain	(240,269)		(240,269)	-
	477 · Invt-Morgan Stanley	2,072,897	1,956,873	116,024	-
	Total 477 · Invt-Morgan Stanley	1,832,628	1,956,873	(124,245)	-
6441	486.1 · Merrill Lynch Unrealized Gain	583,678	-	583,678	-
	486 · Merrill Lynch	2,154,157		2,154,157	-
	Total 486 · Merrill Lynch	2,737,835	-	2,737,835	-
	515 · Contrib RCVB-Pressler CRT	70,118	-	-	70,118
	530 · Contrib RCVB-Guerts CRT	126,022	-	-	126,022
	601 - Prepaid payables	4,246	4,246	-	-
	Total Current Assets	6,024,676	2,936,935	2,891,601	196,140
	TOTAL ASSETS	6,024,676	2,936,935	2,891,601	196,140
LIABILITIES & EQUITY					
Liabilities					
Current Liabilities					
Accounts Payable					
	1000 · Accounts Payable	2,020	-	2,020	-
	1052 - Account Payable - DHCD - Alloc Expenses	104,618	-	104,618	-
	2183 · Grants Payable-COVID-CARES PHI	75,312		75,312	
	2190 - Grants Payable - Current Portion	1,551,795	-	1,551,795	-
	Total Current Liabilities	1,733,745	-	1,733,745	-
	2186 - Grant Payable - Long Term	-	-	-	-
	Total Liabilities	1,733,745	-	1,733,745	-
Equity					
	3900 · Retained Earnings	3,546,460	2,192,462	1,157,858	196,140
	Net Income	744,473	744,473	-	-
	Total Equity	4,290,933	2,936,935	1,157,858	196,140
	TOTAL LIABILITIES & EQUITY	6,024,676	2,936,935	2,891,601	196,140
* Restricted funds include Accounts Payable					

Desert Healthcare Foundation
Deposit Detail
July through August 2023

Type	Date	Name	Account	Amount
Deposit	07/07/2023		153 · Checking - US Bank - 7094	4,448
Payment	07/07/2023	Inland Empire Health Plan - Connect IE Agreement	1499 · Undeposited Funds	(4,448)
TOTAL				(4,448)
Deposit	07/10/2023		153 · Checking - US Bank - 7094	750,000
		Desert Healthcare Dist.	4003 · Grants	(750,000)
TOTAL				(750,000)
Deposit	07/20/2023		153 · Checking - US Bank - 7094	9,429
		Misc.	4000 · Gifts and Contributions	(5,000)
		American Society of Composers	4116 · Bequests - Frederick Lowe	(4,429)
TOTAL				(9,429)
Deposit	07/27/2023		154 · Checking - US Bank - 4946	5,134
Payment	07/27/2023	Riverside County - Public Health - RODA Grant	1499 · Undeposited Funds	(5,134)
TOTAL				(5,134)
Deposit	07/28/2023		154 · Checking - US Bank - 4946	54,353
Payment	07/28/2023	Riverside County - Public Health - Covid Disparities Grant	1499 · Undeposited Funds	(54,353)
TOTAL				(54,353)
Deposit	07/31/2023		153 · Checking - US Bank - 7094	1,733
		Misc.	4000 · Gifts and Contributions	(15)
		Music Theater International	4116 · Bequests - Frederick Lowe	(1,693)
		Misc.	4000 · Gifts and Contributions	(15)
		Misc.	4000 · Gifts and Contributions	(10)
TOTAL				(1,733)

Desert Healthcare Foundation
Deposit Detail
 July through August 2023

Type	Date	Name	Account	Amount
Deposit	07/31/2023		154 · Checking - US Bank - 4946	2,823
Payment	07/31/2023	Riverside County - Public Health - RODA Grant	1499 · Undeposited Funds	(2,823)
TOTAL				(2,823)
Deposit	08/08/2023		153 · Checking - US Bank - 7094	50
		Misc.	4000 · Gifts and Contributions	(50)
TOTAL				(50)
Deposit	08/17/2023		154 · Checking - US Bank - 4946	84,266
Payment	08/17/2023	Riverside County - Public Health - Covid Disparities Grant	1499 · Undeposited Funds	(84,266)
TOTAL				(84,266)
Deposit	08/29/2023		153 · Checking - US Bank - 7094	8,754
		Misc.	4000 · Gifts and Contributions	(10)
		American Society of Composers	4116 · Bequests - Frederick Lowe	(8,744)
TOTAL				(8,754)
			TOTAL	920,990

Desert Healthcare Foundation
Check Register
As of August 31, 2023

Type	Date	Num	Name	Amount
100 - CASH				
153 - Checking - US Bank - 7094				
Bill Pmt -Check	07/05/2023	5468	Verizon Wireless	(150)
Bill Pmt -Check	07/05/2023	5469 - VOID	Palms to Pines Printing	0
Bill Pmt -Check	07/05/2023	5470	Sergio Rodriguez - Expense Reimbursement	(455)
Bill Pmt -Check	07/05/2023	5471	Palms to Pines Printing	(8,970)
Bill Pmt -Check	07/07/2023	5472	KESQ Newschannel 3	(975)
Bill Pmt -Check	07/07/2023	5473	KUNA-FM	(960)
Bill Pmt -Check	07/07/2023	5474	KUNA-TV Telemundo 15	(2,100)
Bill Pmt -Check	07/07/2023	5475	Palms to Pines Printing	(1,182)
Bill Pmt -Check	07/12/2023	5476	Alejandro Espinoza - Expense Reimbursement	(4,437)
Bill Pmt -Check	07/18/2023	5477	U.S. Bank	(3,918)
Bill Pmt -Check	08/02/2023	5478	Verizon Wireless	(150)
Bill Pmt -Check	08/03/2023	5479	KESQ Newschannel 3	(1,000)
Bill Pmt -Check	08/03/2023	5480	KUNA-FM	(1,040)
Bill Pmt -Check	08/03/2023	5481	KUNA-TV Telemundo 15	(2,100)
Check	08/14/2023		Bank Service Charge	(599)
Bill Pmt -Check	08/16/2023	5482	U.S. Bank	(8,777)
Bill Pmt -Check	08/16/2023	5483	Sergio Rodriguez - Expense Reimbursement	(319)
Bill Pmt -Check	08/22/2023	ACH 082423	WEA-Palm Desert-LLC (Westfield Shop Cntr)	(3,048)
Bill Pmt -Check	08/23/2023	5484	Alejandra Anima Zamora Rafael - Translation Services	(673)
Bill Pmt -Check	08/23/2023	5485	Public Health Institute - Grant Payment	(24,960)
Bill Pmt -Check	08/29/2023	5486	KUNA-FM	(560)
Bill Pmt -Check	08/29/2023	5487	Verizon Wireless	(150)
Total 153 - Checking - US Bank - 7094				(66,523)

Desert Healthcare Foundation
Check Register
As of August 31, 2023

Type	Date	Num	Name	Amount
154 - Checking - US Bank - 4946				
Bill Pmt -Check	07/05/2023	1103	El Sol Neighborhood Educational Center - Grant Payment	(13,348)
Bill Pmt -Check	07/05/2023	1104	Galilee Center - Grant Payment	(6,695)
Bill Pmt -Check	07/05/2023	1105	Vision Y Compromiso - Grant Payment	(20,111)
Bill Pmt -Check	08/16/2023	1106	ABC Recovery Center - Grant Payment	(2,143)
Bill Pmt -Check	08/16/2023	1107	El Sol Neighborhood Educational Center - Grant Payment	(2,362)
Bill Pmt -Check	08/16/2023	1108	Galilee Center - Grant Payment	(10,971)
Bill Pmt -Check	08/16/2023	1109	Vision Y Compromiso - Grant Payment	(19,487)
Bill Pmt -Check	08/16/2023	1110	Youth Leadership Institute - Grant Payment	(17)
Bill Pmt -Check	08/23/2023	1111	Alianza Coachella Valley - Grant Payment	(11,275)
Bill Pmt -Check	08/23/2023	1112	El Sol Neighborhood Educational Center - Grant Payment	(7,783)
Bill Pmt -Check	08/23/2023	1113	Galilee Center - Grant Payment	(5,342)
Bill Pmt -Check	08/23/2023	1114	Todec Legal Center Perris - Grant Payment	(11,752)
Bill Pmt -Check	08/23/2023	1115	Vision Y Compromiso - Grant Payment	(15,032)
Bill Pmt -Check	08/23/2023	1116	Youth Leadership Institute - Grant Payment	(6,791)
Total 154 - Checking - US Bank - 4946				(133,109)
TOTAL				(199,632)

Desert Healthcare Foundation
Details for Credit Card Expenditures
Credit card purchases - June 2023 - Paid July 2023

Number of credit cards held by Foundation personnel - 3						
Credit Card Limit - \$25,000						
Credit Card Holders:						
Conrado Bárzaga - Chief Executive Officer						
Chris Christensen - Chief Administration Officer						
Alejandro Espinoza Santacruz - Chief of Community Engagement						
Routine types of charges:						
Office Supplies, Dues for membership, Supplies for Projects, Programs, etc.						
Statement						
Year	Month	Total	Expense	Amount	Purpose	Description
	Charged	Charges	Type			
		\$ 3,918.43				
Monthly Statement:						
2023	June	\$ 3,918.43	Foundation			
Chris Christensen:						
		5102 \$ (300.00)			Credit for Enterprise - rental truck for CVEC 4/20/23 - 5/20/23	
		5106 \$ 10.99			cvHIP.com hosting	
		5106 \$ 14.99			Desert Sun subscription - marketing	
		5102 \$ 1,872.66			Enterprise - rental truck for CVEC 5/20/23 - 6/19/23	
		\$ 1,598.64				
Conrado Bárzaga:						
		5110 \$ 99.09			Wilma & Friedas Café meeting - Conrado Bárzaga, Heather Vaikona (Lift To Rise) (to be transferred to District)	
		5110 \$ 164.84			Margaritaville meeting - Vice-President Zavala, Conrado Bárzaga (to be transferred to District)	
		\$ 263.93				
Alejandro Espinoza Santacruz:						
		5102 \$ 267.97			Facebook advertising for CVEC	
		5102 \$ 247.22			Five Guys - food for CVEC vaccination event	
		601 \$ 1,276.80			Stor-N-Lock - storage rental for CVEC 08/23 - 01/24	
		5102 \$ 100.21			G&M Oil - fuel for rental truck	
		5102 \$ 10.43			Salton City Plaza - refreshments for Alianza Nacional de Campsinas site visit	
		5102 \$ 4.45			Refreshments for Alianza Nacional de Campsinas site visit	
		5102 \$ 91.67			76 - fuel for rental truck	
		5102 \$ 57.11			Chelo's burgers - food for CVEC vaccination event	
		\$ 2,055.86				

Desert Healthcare Foundation
Details for Credit Card Expenditures
Credit card purchases - July 2023 - Paid August 2023

Number of credit cards held by Foundation personnel - 3						
Credit Card Limit - \$25,000						
Credit Card Holders:						
Conrado Bárzaga - Chief Executive Officer						
Chris Christensen - Chief Administration Officer						
Alejandro Espinoza Santacruz - Chief of Community Engagement						
Routine types of charges:						
Office Supplies, Dues for membership, Supplies for Projects, Programs, etc.						
Statement						
Year	Month Charged	Total Charges	Expense Type	Amount	Purpose	Description
		\$ 8,777.39				
Monthly Statement:						
2023	July	\$ 8,777.39	Foundation			
Chris Christensen:						
		5110 \$ 254.94	Zoom Videoconference/Webinar Expense (to be transferred to District)			
		5102 \$ 2,259.27	Enterprise - rental truck for CVEC			
		5102 \$ 465.98	Enterprise - rental truck for CVEC			
		5110 \$ 78.50	Constant Contact subscription (to be transferred to District)			
		5102 \$ 372.78	Enterprise - rental truck for CVEC			
		5102 \$ 372.77	Enterprise - rental truck for CVEC			
		\$ 3,804.24				
Conrado Bárzaga:						
		\$ -				
Alejandro Espinoza Santacruz:						
		5102 \$ 388.41	Facebook advertising for CVEC			
		5102 \$ 1,980.00	Kroger - gift cards for vaccination clinics			
		601 \$ 2,004.95	Kroger - gift cards for vaccination clinics			
		5102 \$ 67.33	Dunkin - food for vaccination clinics			
		5102 \$ 100.00	G&M Oil - fuel for rental truck			
		5102 \$ 88.77	Arco - fuel for rental truck			
		5102 \$ 249.91	Facebook advertising for CVEC			
		5102 \$ 93.78	Arco - fuel for rental truck			
		\$ 4,973.15				

DESERT HEALTHCARE FOUNDATION							
OUTSTANDING GRANTS AND GRANT PAYMENT SCHEDULE							
August 31, 2023							
TWELVE MONTHS ENDING JUNE 30, 2024							
A/C 2190 and A/C 2186-Long term			6/30/2023	New Grants		8/31/2023	
Grant ID Nos.		Name	Open	Current Yr	Total Paid	Open	
			BALANCE	2022-2023	July-June	BALANCE	
Health Portal		Remaining Collective Funds-Mayor's Race & DHCF	\$ 1,496		\$ 1,496	\$ -	HP-cvHIP
BOD - 04/24/18 & 06/28/22		Behavioral Health Initiative Collective Fund + Expansion	\$ 1,932,903		\$ 29,880	\$ 1,903,023	Behavioral Health
BOD - 06/26/18 BOD		Avery Trust Funds-Committed to Pulmonary services	\$ 532,243		\$ 24,960	\$ 507,283	Avery Trust
BOD - 6/25/19 BOD (#1006)		DHCD - Homelessness Initiative Collective Fund	\$ 71,557		\$ -	\$ 71,557	Homelessness
BOD - 07/27/21 BOD (#1288)		Borrego Community - Improving Access to Healthcare - 3 yrs	\$ 423,971		\$ -	\$ 423,971	
F&A - 6/11/19, 6/09/20, 6/22/21 Res. NO. 21-02, 22-17		Prior Year Commitments & Carry-Over Funds	\$ 1,544,156		\$ -	\$ 1,544,156	
TOTAL GRANTS			\$ 4,506,326	\$ -	\$ 56,336	\$ 4,449,990	
Summary: As of 08/31/2023			Uncommitted & Available				
Health Portal (CVHIP):	\$	-	\$	-			
Behavioral Health Initiative Collective Fund	\$	1,903,023	\$	622,330			
Avery Trust - Pulmonary Services	\$	507,283	\$	485,283			
West Valley Homelessness Initiative	\$	71,557	\$	71,557			
Healthcare Needs of Black Communities	\$	423,971	\$	-			
Prior Year Commitments & Carry-Over Funds	\$	1,544,156	\$	1,544,156			
Total	\$	4,449,990	\$	2,723,326			
Amts available/remaining for Grant/Programs - FY 2023-24:			FY24 Grant Budget		Social Services Fund #5054		
Amount budgeted 2023-2024			\$ 30,000	\$ 30,000	Budget	\$ 120,000	
Amount granted year to date			\$ -	\$ -	DRMC Auxiliary		Spent YTD
Mini Grants:					Eisenhower		
Net adj - Grants not used:		1046	\$ 40		Balance Available	\$ 120,000	
Contributions / Additional Funding							
Prior Year Commitments & Carry-Over Funds		FY19-20 \$284,156; FY20-21 \$730,000; FY21-22 \$530,000	\$ 1,544,156				
Balance available for Grants/Programs			\$ 1,574,196				

DESERT HEALTHCARE FOUNDATION								
OUTSTANDING PASS-THROUGH GRANTS AND GRANT PAYMENT SCHEDULE								
August 31, 2023								
FISCAL YEAR ENDING JUNE 30, 2024								
			TOTAL	6/30/2023	Current Yr	Total Paid	8/31/2023	Remaining
Grant ID Nos.	Name		Grant	Open	2023-2024	July-June	Payable	Funds
				BALANCE			BALANCE	BALANCE
BOD - 11/22/22 - Resolution 22-28 Approval*	Covid Disparities RFP							
Contract #22-323B*	Total CBOs		\$ 822,096	\$ 657,769	\$ -	\$ 130,966	\$ 63,261	\$ 594,508
	Total DHCF		\$ 443,871	\$ 301,323	\$ -	\$ 47,807	\$ 29,700	\$ 271,623
	TOTAL		\$ 1,265,967	\$ 959,092	\$ -	\$ 178,773	\$ 92,961	\$ 866,131
BOD - 02/28/23 - Riverside Overdose Data to Action (RODA) Community Harm Reduction Education Plan								
Contract #23-108*	Grant #1379 - ABC Recovery		\$ 25,000	\$ 22,857	\$ -	\$ 2,143	\$ 12,051	\$ 10,806
	Total DHCF		\$ 24,000	\$ 15,807	\$ -	\$ 5,814	\$ 13,122	\$ 5,065
TOTAL GRANTS	TOTAL		\$ 49,000	\$ 38,664	\$ -	\$ 7,957	\$ 25,173	\$ 15,871
						Account 2183	\$ 75,312	
Amts available/remaining for Grant/Programs - FY 2023-24:								
Pass-Through Organizations billed to date		\$ 75,312					\$ -	
Foundation Administration Costs		\$ 40,443						Grant Funds
Contributions / Additional Funding	Reimbursements received and pending	\$ (115,755)			Total Grant		\$ 1,314,967	RFP
Balance available for Grants/Programs		\$ -			Received to Date		\$ 314,832	
*Contracts are on a reimbursement basis and will reflect expenses as they are invoiced and receivable from County of Riverside.						Balance Remaining	\$ 1,000,135	



DESERT HEALTHCARE
DISTRICT & FOUNDATION

Date: September 26, 2023
To: Board of Directors
Subject: Update and Inclusion of Demographic Data to the Desert Healthcare Foundation's Candid Profile

Background:

- Candid, formerly Foundation Center and GuideStar, allows nonprofits to share information about their organization, programs, and community impact.
- The Desert Healthcare Foundation's profile assists in connecting the organization to resources, other nonprofits, and donors while highlighting and sharing our successes.

Staff Recommendation:

- The California Endowment (TCE) is inviting the Desert Healthcare Foundation and other organizations with support from the Weingart Foundation and James Irvine Foundation to share organizational demographic data via Candid.
- Similar to the Desert Healthcare Foundation, TCE, Weingart, and the James Irvin Foundations will use Candid profiles as a fundamental part of their grant application process.
- Staff requests the consideration of the Board to update and complete Candid's Demographic Data profile for the Desert Healthcare Foundation, which includes Leadership, Senior Staff, Board members, race, gender, sexual, and disability identities.

Dear Desert Healthcare Foundation

We are writing to ask your organization to join us in collecting and sharing demographic data through [Demographics via Candid](#). This effort is supported by The California Endowment, Weingart Foundation, and James Irvine Foundation, and your participation is crucial.

You are receiving this request because your Candid demographic profile is either partially complete or has no data submitted as of August 1, 2023.

Beginning in 2024, our three foundations plan to use Candid profiles as the core of our application process to reduce reporting and application requirements. As a result, **complete profiles will be required of all current and potential grant recipients**, including demographic data on at least the race and gender identity of the leader and board.

In preparation for this shift, we ask you to complete your demographic data profile through Candid by September 29, 2023 using [best practices for collecting demographic data](#).



We are making this shift to:

- Encourage the use of demographic data to increase organizational impacts
- Reduce reporting burdens by minimizing repetitive requests for the same demographic data
- Promote the benefits that come with the Candid Gold Seal (more info is here: [Candid Gold Seal](#)), and eligible nonprofits will also receive a free year of access to Foundation Directory Essential through their [Go for the Gold promotion](#).
- Contribute to a more comprehensive understanding of nonprofits

Completing your Candid profile is easy. Here's what you need to do:

For organizations with a Candid profile:

1. Log in to your [Candid account](#).

For organizations without a Candid profile:

1. [Claim your organization's](#)

2. Review and update your leadership, board, and staff demographic data.

[profile on Candid.](#)

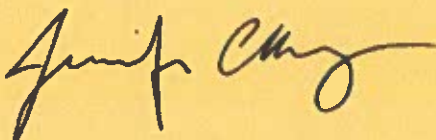
2. Enter your leadership, board, and staff demographic data.

If you require assistance with collecting or sharing your data, our guides in this process, Viewpoint Consulting, are available to help you or refer to the following resources to learn how to use best practices in collecting and sharing publicly self-identified data from individuals:

- [Candid Demographic Data Collection Guide](#)
- [Collecting and Sharing Demographic Data via Candid.](#)
- [CA Demographic Data webinar series](#) covering topics such as privacy, survey tools, and legal concerns

Thank you in advance for taking the time to complete your Candid profile. If you require any assistance or have further questions, the Viewpoint team is available to support you at info@viewpoint-consulting.com.

Best regards,



Jennifer Chheang
Managing Director, Grantmaking Effectiveness



Copyright © 2023 The California Endowment. All rights reserved.
You are receiving this email because you are a partner of The California Endowment.

Our mailing address is:
The California Endowment
1000 N. Alameda St
Los Angeles, CA 90012

Want to change how you receive these emails?
You can [update your preferences](#) or [unsubscribe from this list](#).

Candid.

How to collect and share demographic data

Candid and Demographics via Candid partners invite you to share your organization’s demographics through your nonprofit profile. Doing so shows your organization’s commitment to equity, can help funders find your organization, and strengthens the sector with insights based on data.

To help you get started, Candid and CHANGE Philanthropy created this guide, including:

- A sample survey—taking the guesswork out of how to ask these questions
- Best practices and definitions

Demographic survey best practices

- Don’t guess, always ask
- Make all parts of the survey voluntary
- Include a “Decline to state” option for each question
- Treat with sensitivity and confidentiality
- Collect and share on the profile annually



Survey administration

Participants

To fully complete your Candid profile demographic questions, you should administer the survey to your:

- CEO/Leader
- Senior staff (defined as C-suite or management with budgetary oversight)
- Staff
- Board members

Include information about the people you consider to be your staff—full-time and part-time.

Reporting

When you aggregate and report the results, note:

- Information for senior staff should include the CEO
- Information for staff should include CEO and senior staff
- If you do not get a response, you should categorize it as “Unknown”

Sample demographic survey

Sample introduction

This survey is developed by [Candid](#) and [CHANGE Philanthropy](#) to help understand who leads and supports our organization, as we build an inclusive culture that respects diverse perspectives in all our work.

We will reflect who we are by sharing this information externally on our nonprofit profile and with funders and donors who request it. Our leader will be identified as an individual. Board and staff information will be aggregated and shared for the group.

The survey takes less than 5 minutes to complete. It is voluntary and you can select “Decline to state” on any question. Thank you for participating.

Sample questions

Role

1) What is your role at the organization?

- a. CEO/Leader
- b. Senior staff (*Managers with budgetary oversight*)
- c. Staff
- d. Board member

Race & ethnicity

Select a single response. Or select “Multi-racial/Multi-ethnic” or “Prefer to identify with another race or ethnicity”

2) How do you publicly self-identify?

- a. Asian/Asian American
- b. Black/African American
- c. Hispanic/Latino/Latina/Latinx
- d. Middle Eastern/North African
- e. Native American/American Indian/Alaska Native/Indigenous
- f. Native Hawaiian/Pacific Islander
- g. White/Caucasian/European
- h. Multi-racial/Multi-ethnic (*two or more races or ethnicities*)
- i. Prefer to identify with another race or ethnicity (*please specify*)
- j. Decline to state

Gender identity 1

3) How do you publicly self-identify?

- a. Female
- b. Male
- c. Gender nonbinary/Genderqueer/Gender non-conforming
- d. Decline to state

Gender identity 2

4) How do you publicly self-identify?

- a. Transgender
- b. Not transgender (*cisgender*)
- c. Decline to state

Sexual orientation

5) How do you publicly self-identify?

- a. Heterosexual or straight
- b. Gay, lesbian, bisexual *(or other sexual orientations within the LGBTQIA+ community)*
- c. Different identity *(please specify)*
- d. Decline to state

Disability

6) How do you publicly self-identify?

- a. I identify as a person with a disability
- b. I do not identify as a person with a disability
- c. Decline to state

Definitions

Publicly self-identify: The information you are providing is how you would identify in each category to the public.

Transgender: An umbrella term people may use to describe their gender identity and/or gender expression as different from the sex they were assigned at birth. People who identify as transgender might describe themselves using one or more of a wide variety of terms including genderqueer, non-binary, and transgender. Transgender people may claim/affirm their gender identity through hormones and/or surgery. Transgender identity is not dependent on surgery. Transgender identity is not a sexual orientation.¹

Cisgender: A term used to describe a person whose gender identity is the same as the sex assigned to them at birth.¹

Nonbinary (also non-binary): Preferred umbrella term for all genders other than female/male or woman/man, used as an adjective (e.g., Jesse is a nonbinary person). Not all nonbinary people identify as trans and not all trans people identify as nonbinary.²

Disability: A disability can be physical, learning, cognitive, sensory, mental or chronic health or other disability that is a barrier to everyday living.³

Sources: 1. UT Austin Gender & Sexuality Center 2. Trans Student Educational Resources 3. RespectAbility

About Demographics via Candid

Comprehensive and public data on demographics is foundational to our sector's work to create more equitable environments for all. The Demographics via Candid campaign empowers nonprofits to share vital information about their organizations one time (Data1x) on their Candid profile, where it can be deployed as needed to funders, researchers, and other stakeholders across the field.

Black & African American Healthcare Scholars Program

Ventrice Diggs-King, Sallie Mae





OneFuture Coachella Valley works to help all students graduate prepare for college, career, and life – expanding and enhancing the local workforce so that our youth and economy thrive.

BAA Healthcare Scholars Initiative

Funder & Donors



DESERT HEALTHCARE
DISTRICT & FOUNDATION



BAA Advisory Committee Vision

- Long-standing community health needs are being met
- More Black and African American students become healthcare professionals and serve in the Coachella Valley
- Black and African American students are encouraged to pursue health pathways and have access to the necessary resources to assure success through an intentional, sustained structure of support.
- Coachella Valley healthcare system is truly representative of all communities served and the increased number of Black and African American health scholars and practitioners enriches and strengthens the healthcare delivery system overall.
- Generational health outcomes are improved and the whole community benefits from higher quality healthcare.

Scholarship Opportunity



Black & African American Healthcare Scholarship

OneFuture Coachella Valley, in partnership with the Desert Healthcare District & Foundation, offers generous scholarship awards, so that students may work less and focus more on completing their education.



Apply Now

BAAHealth.C2Nav.com

Award

Up to \$5,000

Contact

760.625.0422

scholarships@onefuturecv.org

Eligibility Requirements

- Black or African American ancestry
- 2.0 GPA and above
- Must be pursuing a college major or career in healthcare
- Must be pursuing first Certificate, Associates, Bachelors or Graduate degree
- Must have completed the 2023-24 FAFSA or CA Dream Act

Deadline

As funds are available, scholarships will be awarded at the beginning of each month through September 30, 2023.



Scholarship Requirements

Description

The Desert Healthcare District – Black and African American Healthcare Scholars Program offers scholarships on a competitive basis to Coachella Valley students pursuing a major or career in healthcare.

Award

OFCV and its local partners have agreed to increase the level of scholarship awards, so that students may work less and focus more on completing their education. Scholarships are awarded in the following amounts:

- Up to \$2,500 for Community College
- Up to \$5,000 for University

Scholarship awards may be used to for tuition, books, living costs and related college expenses.

Holistic Student Support Services

One-on-one college and career advising:



Wellness (Physical,
Intellectual, and
Emotional)



Professional and
Leadership
Development



College and Career
Preparedness



Financial Aid
Assessment and
Literacy


Leadership Events

- Annual Student Leadership Conference
- Midyear Student Summit



Bridge to Career

- Professional Development hybrid workshops
- Employee referral
- Young Professionals Network

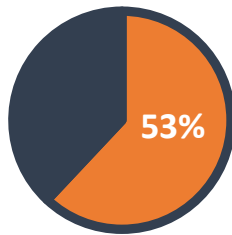


ONEFUTURE CV – 2023 SCHOLARS

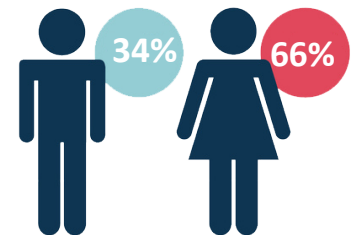
STORIES & DATA

BLACK & AFRICAN AMERICAN SCHOLARSHIP – 2023 APPLICANT POOL (N=84)

**FIRST
IN FAMILY
TO ATTEND
COLLEGE**



GENDER



COLLEGE TYPE



COMMUNITY COLLEGE: 21%
 CSU: 31%
 UC: 27%
 PRIVATE: 8%
 OUT OF STATE: 12%

RACE / ETHNICITY



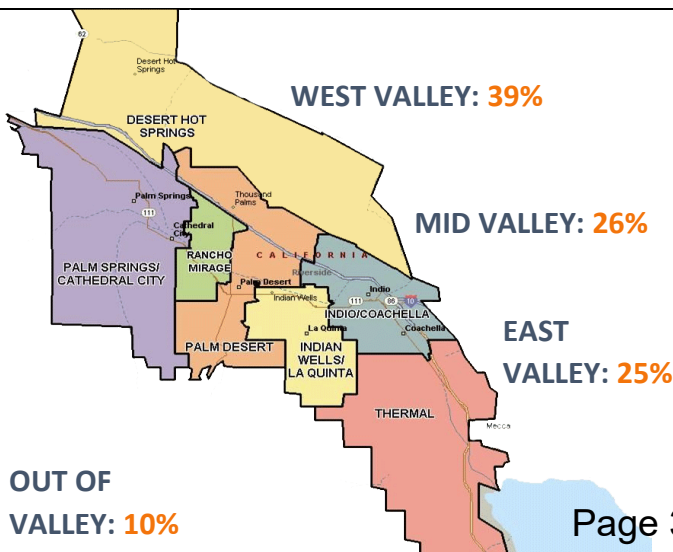
NATIVE AMERICAN: 4%
 AFRICAN AMERICAN OR BLACK: 38%
 ASIAN: 7%
 WHITE: 7%
 HISPANIC OR LATINX: 43%
 OTHER: 1%

WEST VALLEY: 39%

MID VALLEY: 26%

EAST VALLEY: 25%

OUT OF VALLEY: 10%



MAJORS



HEALTHCARE: 55%
 ARTS, MEDIA & ENT.: 6%
 CLEAN-TECH: 11%
 BUSINESS: 13%
 EDUCATION, GENERAL, UNDECLARED: 15%

STUDENTS CLEARED FOR REVIEW BASED ON ETHNICITY (N=30)



36%



All students must have identified as “Black or African America” to qualify.



STUDENTS CLEARED FOR REVIEW BASED ON MAJOR & ETHNICITY (N=24)

- Twenty-Four (24) students qualified based on major and ethnicity and were reviewed by OneFuture CV.
- For selection, OneFuture CV took into consideration the following requirements: Major, Ethnicity, Geographic Location, G.P.A, Score.

HOW MANY SCHOLARSHIP HAVE BEEN AWARDED (N=8):

SCHOLARSHIPS AWARDED:

- Eight (8) scholarships have been awarded.

TOTAL OF FUNDING AWARDED AS OF TODAY:

- \$50,000 has been awarded out of the \$100,000.

HOW MANY STUDENTS RECEIVED A ONE-YEAR OR TWO-YEAR SCHOLARSHIP?

- Four (4) scholars received a one-year scholarship.
- Four (4) scholars received a two-year scholarship.

HOW MANY STUDENTS CAN WE STILL AWARD?

- 5-10 students depending on awarded amounts.

September 19, 2023

July 22, 2023

Dear OneFuture Coachella Valley,

My name is Jada D. Barnes. I am so grateful to be a recipient of the OneFuture Healthcare Workforce Fund scholarship for the 2023-2024 academic year. This letter is to express my appreciation for the financial support that is being offered from you to me.

I am a Nursing major who plans to attend medical school and become a Pediatrician. This fall will be my first year in college and I am very excited for the opportunity to grow. My passion is helping others. I have always found ways to offer my support, advice, and comfort to those in need. These abilities have allowed me to learn more about others and myself. I want to help others by serving underserved communities. I want to work in an urban area and offer healthcare to those who can not afford it for their children. In college, I will gain a skill set and experience that will allow me to do this.

Throughout my undergraduate and graduate education, I can ensure you that I will stay focused and be successful. As a confident, adaptable, approachable, and exemplary African American woman, I know my gifts will inspire and uplift my peers and people in society. Thank you for this opportunity.

Sincerely,

Jada Barnes

Jada Barnes

Dear Black & African American Healthcare

I would like to thank you for giving me this opportunity to gain this scholarship for my college career. I'm truly thankful to be a recipient of yours.

My years of education I wanted to further and better my knowledge to be great in life. Over the years I gained some knowledge in helping others seek what they need and help people get through problems and it helped me know what I want to do in life in my future career. This scholarship is going to help me achieve my goals and pay for my out of state fees.

I am very grateful to earn this scholarship and earning it makes me proud of myself and confident that I will be great one day and adds more fire to work even harder to achieve my goals and dreams at Prairie View A&M University.

Sincerely,
Labraun Gray

Dear Donor(s),

I am writing to express my sincere gratitude to you for choosing me as a recipient of the One future Coachella Valley Scholarship. I was considering not going back just get this school year due to financial challenges before I received scholarship and I could not be more thrilled. I now can continue as a full-time student and get one step closer to achieving my academic goals. I am deeply appreciative of your support and all the good that you do.

I am currently majoring in Public Health and hope to go into the field of health. There were times when my dream of pursuing a higher education seemed impossible, but the financial assistance you have provided me has helped me tremendously and kept me going. Because of what you have done for me, I can follow my dream and receive the necessary certificates and license.. Upon my completion from College of the Desert , I am hoping to proceed to an under graduate school as soon as possible.

Thank you again for your very important financial assistance.

Sincerely,

Chanel L Harris

September 08, 2023

Dear OneFuture Coachella Valley,

I would like to express my heartfelt gratitude for your generosity in extending my scholarship for an additional two years. My journey thus far has been marked by numerous twists and turns, but I remain profoundly thankful that your foundation has lightened my financial burden and enabled me to pursue my undergraduate degree without the weight of student loans. Two years ago, I embarked on a quest to graduate debt-free, an aspiration that often seemed unattainable. I am overjoyed to report that this seemingly impossible goal is now within reach, thanks to your unwavering support. This scholarship not only eases my path but also brings much-needed relief to my family, eradicating financial stress from our lives. I am genuinely thrilled to embark on this new academic year as a transfer student, eager to explore the opportunities that lie ahead, and I am deeply appreciative of your role in shaping my future.

With kind regards,

Aatifah Jarrett

Aatifah Jarrett

09/07/2023

Karizayeye Ruwange, California State University, San Bernardino PDC, Student Nurse
42674 Contessa Ct., Indio CA 92203

Desert Healthcare District
41500 Eclectic St., Suite 200E Palm Desert, CA 92260

Dear Desert Healthcare District,

I am sincerely honored to have been selected as a recipient of the Desert Healthcare District scholarship. I am indebted to your generosity which will allow me to be a first-generation university graduate. Growing up in Kenya in a family of four and with very limited resources, attending university was a bleak thought, almost selfish to even suggest. Economic and social constraints disallowed for one to pursue educational dreams and thus with this opportunity I am forever grateful. I am on track to completing my Nursing undergraduate studies at California State University, San Bernardino this Fall, 2023 and with this financial support, I am elated at the prospect of focusing my time and energy on excelling in my studies on this final stretch. My educational pursuits would not be achievable without generous funding from sponsors like your organization. Thank you for enabling this opportunity.

With many thanks,

Karizayeye Ruwange, SRN
Faculty Co-Rep, CNSD
CSUSB Palm Desert Campus
Cell: (619)- 436-8276

41138 Harvey Mudd Drive,
Palm Desert, California.

July 11, 2023.

Dear One Future Coachella Valley,

Thank You Letter

I am writing this letter to express my sincere gratitude to you for selecting me as a recipient of the One Future Healthcare Workforce Fund scholarship for the 2023-2024 academic year. This scholarship will cover my educational expenses and allow me to focus on my studies, which will help me achieve my career goal of being a nurse.

Additionally, I deeply appreciate your support in achieving my educational and career goals through leadership conferences, workshops, networking, and counseling. Thank you once again for your financial assistance and support. It is highly appreciated!

Sincerely,

Abigail Umeh

Shaquille Washington
69475 El Dobe Rd
Cathedral City, Ca, 92234
Date

To Whom It May Concern:

Thank you to the One Future Coachella Valley scholarship donors for the honor and opportunity to apply and receive this scholarship from One Future Coachella Valley for the fall 2023 Registered Nursing Program at College of the Desert. I am currently finishing my last semester in the associate degree in nursing (ADN) and will continue my Bachelor of Science in Nursing in Spring at Chamberlain University.

It is deeply appreciated and will greatly assist me in my future studies by partially alleviating the financial hardship that comes with furthering one's education. I will be allowed to focus on learning the material and will have more time to study and understand the subject better thanks to your kindness.

Sincerely,

A handwritten signature in black ink, consisting of a stylized 'S' followed by a wavy line and a 'W' followed by another wavy line.

Shaquille Washington

Dear One Future Coachella Valley,

I would like to express my gratitude by saying thank you for the opportunity to change my life with your financial support. It is not easy taking six classes and having to commute to Cal State University San Bernardino. I do it because of my motivation to become a physical education teacher and my family. Also putting a smile on every kid and adult's face around me! Again I'm deeply grateful and I am looking forward to building a relationship both on a professional and personal level!

Sincerely,
William Watson



DESERT HEALTHCARE
DISTRICT & FOUNDATION

Date: September 26, 2023
To: Board of Directors
Subject: CV Equity Collaborative: COVID-19 Testing and Vaccine Update

Staff Recommendation: Informational item only

Background:

- The Desert Healthcare District and Foundation received \$1.2 million from the County of Riverside and \$500,00 from The Public Health Institute to support targeted community-based outreach, education, and COVID-19 testing in partnership with community- and faith-based organizations that serve vulnerable communities in Coachella Valley, with an emphasis on Eastern Coachella Valley.
- The Desert Healthcare District and Foundation has established and leads The Coachella Valley Equity Collaborative (CVEC), which has brought together community and faith-based organizations, government agencies (county and state), and local farm owners to address the COVID-19 epidemic and ensure there is a coordinated effort to maximize resources and prevent overlap in services and/or outreach.

COVID-19 Testing Update:

- The CVEC will receive an additional 6,000 at-home COVID-19 tests from RUHS Department of Public Health that will be distributed through outreach events and per request from partner organizations.
- To date, a total of **348** COVID-19 testing clinics resulting in roughly **23,592** COVID-19 tests have been provided at events organized by the CVEC and its partners. In addition, more than **13,012** COVID-19 at-home tests have been provided at COVID-19 testing and community events.

COVID-19 Vaccination Update

- In the last couple of months, COVID-19 testing, and vaccination events have seen a decline in participants throughout the county and here in the Coachella Valley.
- As of August 2023, the Promotoras have initiated phone banking sessions using registration forms to call previous COVID-19 vaccination clinic participants to ensure they have received all of their recommended COVID-19 vaccines and invite them to upcoming vaccination

clinics. As a result, the Promotoras have successfully engaged **621** Coachella Valley residents via phone and texts.

- To date, a total of **426** COVID-19 vaccination clinics resulting in **48,324** COVID-19 vaccines have been provided to District residents in vaccination clinics hosted by the CVEC in partnership with the RUHS-Department of Public Health, CV Pharmacy, and Borrego Health. In addition, a total of **957** doses of the flu vaccine have been provided since September 18, 2022, at CVEC-sponsored COVID-19 vaccination clinics.
- The partnership with FIND Food Bank established COVID-19 vaccination clinics at the following food distribution sites: Shadow Hills High School in Indio, CA, La Quinta Community Fitness Center in La Quinta, CA, the Palm Springs Convention Center in Palm Springs, CA and Cahuilla Desert Academy in Cathedral City, CA.
- On Sunday, September 24, the CVEC will host the first vaccine clinic at the Palm Desert Mall kiosk. In addition to hosting weekly vaccine clinics, the kiosk will also serve as an outreach post for CVEC partners to disseminate educational material, PPE including COVID-19 take-home tests, and information on the latest recommendations by the CDC and CDPH on COVID-19. A rotation schedule has been developed for the funded CVEC partners to perform said duties.
- In conjunction with community partners including, RUHS Public Health, Rite Aid, and Coachella Valley Pharmacy, we are exploring a potential allocation of the updated COVID-19 vaccine for underinsured or uninsured District residents.

Fiscal Impact:

Riverside County Contract: \$4,415,977

Public Health Institute grant: \$725,000



DESERT HEALTHCARE
DISTRICT & FOUNDATION

Date: September 26, 2023

To: Board of Directors

Subject: Mobile Medical Unit Operations

Staff Recommendation: Informational item only

Background:

On May 25, 2021, the DHCD Board of Directors approved \$336,500 for the acquisition of a medical mobile unit and additional operational expenses, an additional \$175,000 stemming from a grant from the Coachella Valley Resource Conservation District (CVRCD). The purchase cost of the medical mobile unit totaled \$170,000.

On March 1, 2022, a Request for Proposal (RFP) was released to find an operator for the medical mobile unit, who would be able to license it as a medical facility. DPMG Health (Desert Physician's Medical Group), which is a 501(c)3 organization of DRMC's Family Medicine Residency Program, applied to the RFP and ultimately was selected to be the operator of the vehicle and provide healthcare services.

On June 28, 2022, the DHCD Board of Directors approved a 3-year NTE \$500,00 operating budget for the medical mobile unit, which was awarded to DPMG Health.

After production delays due to the supply chain disruptions due to COVID-19, finally, on December 2, 2022, the DHCD launched the brand new 26ft. medical mobile unit, which includes two examination rooms, along with a full restroom.

Update

The addition of the medical mobile unit has increased the District's visibility throughout the Coachella Valley and has served as a learning platform for various medical specialties for the Desert Care Network and DPMG Health medical residents. Since the launch in October 2022, **3,327** District residents ranging from refugees, farmworkers, unhoused individuals, and students have received medical care through the medical mobile unit. The provision of these services has been greatly due to partnerships that have been established with:

- Galilee Center
- Well in the Desert
- Growing Coachella Valley
- City of Palm Springs RISE team
- City of Desert Hot Springs
- Coachella Valley Unified School District

- Desert Sands Unified School District
- Palm Springs Unified School District
- Coachella Valley Housing Coalition

The current and upcoming schedule for the medical mobile unit includes:

Weekly fixed sites

- **Tuesday:** Galilee Center, Indio, CA
- **Wednesday:** City of Palm Springs RISE team, Palm Springs, CA
Birth Choice of the Desert, Palm Desert, CA
- **Friday:** Well in the Desert, Palm Springs, CA
Gojii Diabetes Program, Palm Springs, CA

Monthly fixed sites

- Jovenes AA Recovery Home, Sky Valley, CA
- Desert Hot Springs Homeless Outreach, Desert Hot Springs, CA
- Coachella Valley Housing Coalition, Multiple locations

One-time event sites

- | | | |
|------------|--------------------------------------|------------------------|
| • 9/25/23 | Our Lady of Soledad | Coachella, CA |
| • 9/27/23 | Birth Choice of the Desert | Palm Desert, CA |
| • 10/5/23 | Coyote Run Apartments | Palm Springs, CA |
| • 10/12/23 | Jovenes AA Recovery Home | Sky Valley, CA |
| • 10/19/23 | Desert Hot Springs Homeless Outreach | Desert Hot Springs, CA |
| • 11/4/23 | Palm Springs Pride | Palm Springs, CA |

Fiscal Impact:

Medical Mobile Unit Purchase and Maintenance: \$336,500 of which \$175,000 came from The Coachella Valley Resource Conservation District (CVRCD) grant.

Medical Mobile Unit Operations: \$500,000 over 3-year period to DPMG Health

Report Period: 08/01/2023 - 08/31/2023
(Monthly report due the 15th of each month)

Reported by:

<p>Program/Project Information:</p> <p>Grant # 1329 Project Title: DPMG Health Street Medicine Start Date: 10/1/2022 End Date: 9/30/2025 Term: 36 months Grant Amount: \$500,000.00 Executive Summary: Desert Physicians Medical Group Health is committed to bridging health and community. We plan to expand access and provide care for those living in the Coachella Valley. This funding will provide support for the medical mobile unit and communities we serve. It is anticipated that 3,000 patient encounters will be conducted via the medical mobile unit by September 20, 2023 with an expansion by September 30, 2025 to increase total annual patient encounters to at least 7,000 per year, including primary and specialty care services.</p>

Goal	Goal/ Objective/ Other Topics	Successes, Emergent Issues, Challenges, Findings, and Supportive Information (Graphs, reports, indicator results, etc.)																							
1. Collaboration																									
2. Services	By September 30, 2023, provide primary and specialty care services to 3,000 patients.	<p>The table and graph below illustrates the total number of patient encounters seen since the launch of services on October 1, 2022 up to this reporting period.</p> <table border="1"> <thead> <tr> <th rowspan="2">Date</th> <th rowspan="2">Location</th> <th rowspan="2"># of Patients seen</th> <th colspan="2">Gender</th> <th colspan="3">Age</th> <th rowspan="2">Unknown</th> </tr> <tr> <th>Female</th> <th>Male</th> <th>≤ 18 yo</th> <th>19-64 yo</th> <th>≥ 65 yo</th> </tr> </thead> <tbody> <tr> <td colspan="9" style="text-align: center; background-color: #0056b3; color: white;">October 2022</td> </tr> </tbody> </table>	Date	Location	# of Patients seen	Gender		Age			Unknown	Female	Male	≤ 18 yo	19-64 yo	≥ 65 yo	October 2022								
Date	Location	# of Patients seen				Gender		Age				Unknown													
			Female	Male	≤ 18 yo	19-64 yo	≥ 65 yo																		
October 2022																									

DESERT PHYSICIANS MEDICAL GROUP MEDICAL MOBILE UNIT
RFP - 2022-001 - MONTHLY REPORT

10/14/22	Our Lady of Guadalupe - Street Medicine	3	1	2	0	2	1	0
10/15/22	Oasis Thermal - Arsenic Clinic	28	16	12	5	23	0	0
10/22/22	Desert Hot Springs Health & Wellness Center	30	22	8	6	19	5	0
10/28/22	Our Lady of Guadalupe - Street Medicine	4	2	2	0	3	1	0
November 2022								
11/11/22	Our Lady of Guadalupe - Street Medicine	2	0	2	0	2	0	0
11/19/22	Oasis Thermal - Arsenic Clinic	10	7	3	0	9	1	0
December 2022								
12/9/22	Our Lady of Guadalupe - Street Medicine	5	0	5	0	4	1	0
12/23/22	Our Lady of Guadalupe - Street Medicine	6	2	4	0	5	0	1
January 2023								
1/6/23	Our Lady of Guadalupe - Street Medicine	7	2	5	0	5	2	0
1/19/23	Headstart Nursery	30	12	18	0	24	5	1
1/19/23	Tudor Ranch	76	21	55	0	56	16	4

RFP - 2022-001 - Monthly Report Period Date: 08/01/2023 - 08/31/2023

DESERT PHYSICIANS MEDICAL GROUP MEDICAL MOBILE UNIT
RFP - 2022-001 - MONTHLY REPORT

1/20/23	Our Lady of Guadalupe - Street Medicine	3	0	3	0	3	0	0
1/25/23	Mobile Van Clinic	1	1	0	0	1	0	0
1/28/23	Palm Springs Health Run & Wellness Festival	3	0	3	0	2	1	0
February 2023								
2/3/23	Our Lady of Guadalupe - Street Medicine	2	1	1	0	2	0	0
2/17/23	Our Lady of Guadalupe - Street Medicine	11	3	8	0	7	2	2
2/22/23	Anthony Vineyards	71	9	62	1	57	12	1
March 2023								
3/3/23	Our Lady of Guadalupe - Street Medicine	9	3	6	0	9	0	0
3/10/23	Our Lady of Guadalupe - Street Medicine	6	2	4	0	4	0	2
3/14/23	Galilee Center at Western Sands Motel - Refugee Clinic	59	33	26	34	24	1	0
3/17/23	Our Lady of Guadalupe - Street Medicine	3	0	3	0	2	1	0
3/19/23	Anthony Vineyards - "Dia de la Familia" Health Fair	46	27	19	6	33	6	1

RFP - 2022-001 - Monthly Report Period Date: 08/01/2023 - 08/31/2023

3/21/23	Galilee Center at Western Sands Motel - Refugee Clinic	40	21	19	17	23	0	0
3/24/23	Our Lady of Guadalupe - Street Medicine	5	1	4	0	3	2	0
3/28/23	Galilee Center at Western Sands Motel - Refugee Clinic	37	18	19	20	17	0	0
3/31/23	Our Lady of Guadalupe - Street Medicine	6	1	5	0	4	1	1
April 2023								
4/4/23	Galilee Center at Western Sands Motel - Refugee Clinic	16	6	10	7	9	0	0
4/11/23	Galilee Center at Western Sands Motel - Refugee Clinic	56	23	33	30	26	0	0
4/14/23	Our Lady of Guadalupe - Street Medicine	11	2	9	0	8	3	0
4/18/23	Galilee Center at Western Sands Motel - Refugee Clinic	56	26	30	19	37	0	0
4/21/23	Our Lady of Guadalupe - Street Medicine	15	1	14	0	11	1	3
4/25/23	Galilee Center at Western Sands Motel -	41	14	27	11	30	0	0

RFP - 2022-001 - Monthly Report Period Date: 08/01/2023 - 08/31/2023

DESERT PHYSICIANS MEDICAL GROUP MEDICAL MOBILE UNIT
RFP - 2022-001 - MONTHLY REPORT

	Refugee Clinic							
4/28/23	Our Lady of Guadalupe - Street Medicine	10	3	7	0	6	1	3
May 2023								
5/2/23	Galilee Center at Western Sands Motel - Refugee Clinic	35	15	20	8	26	1	0
5/3/23	Mental Health Awareness Fair	36	25	11	5	31	0	0
5/4/23	John Glenn Middle School Tdap Clinic	12	5	7	11	1	0	0
5/5/23	Our Lady of Guadalupe - Street Medicine	16	5	11	0	10	4	2
5/8/23	Indio Middle School Tdap Clinic	18	10	8	15	3	0	0
5/9/23	Galilee Center at Western Sands Motel - Refugee Clinic	35	19	16	5	30	0	0
5/10/23	Valle Del Sol Elementary Tdap Clinic	35	20	15	34	1	0	0
5/10/23	Saul Martinez Elementary Tdap Clinic	24	7	17	24	0	0	0
5/11/23	Thomas Jefferson Middle School Tdap Clinic	8	3	5	8	0	0	0

RFP - 2022-001 - Monthly Report Period Date: 08/01/2023 - 08/31/2023

DESERT PHYSICIANS MEDICAL GROUP MEDICAL MOBILE UNIT
RFP - 2022-001 - MONTHLY REPORT

		5/12/23	Our Lady of Guadalupe - Street Medicine	12	4	8	0	10	2	0
		5/15/23	Colonel Mitchell Paige Middle School Tdap Clinic	2	2	0	2	0	0	0
		5/16/23	Galilee Center at Western Sands Motel - Refugee Clinic	37	19	18	6	31	0	0
		5/17/23	Palm Desert Charter Middle School Tdap Clinic	31	11	20	31	0	0	0
		5/18/23	La Quinta Middle Stem Academy Tdap Clinic	34	12	22	34	0	0	0
		5/19/23	Our Lady of Guadalupe - Street Medicine	5	2	3	0	4	1	0
		5/20/23	CVUSD District Office Tdap/COVID Clinic	31	18	13	29	2	0	0
		5/22/23	Palm Desert High School Sports Physicals	289	135	154	289	0	0	0
		5/23/23	Galilee Center at Western Sands Motel - Refugee Clinic	29	13	16	7	22	0	0
		5/25/23	Sacred Heart Tdap Clinic & Sports Physicals	29	12	17	29	0	0	0
		5/26/23	Our Lady of Guadalupe	16	3	13	0	13	3	0

RFP - 2022-001 - Monthly Report Period Date: 08/01/2023 - 08/31/2023

DESERT PHYSICIANS MEDICAL GROUP MEDICAL MOBILE UNIT
RFP - 2022-001 - MONTHLY REPORT

	- Street Medicine							
5/30/23	Galilee Center at Western Sands Motel - Refugee Clinic	44	21	23	19	25	0	0
5/31/23	La Quinta High School Sports Physicals	288	128	160	288	0	0	0
June 2023								
6/1/23	Cathedral City High School Sports Physicals	197	94	103	197	0	0	0
6/2/23	Our Lady of Guadalupe - Street Medicine	13	4	9	0	10	2	1
6/5/23	Palm Springs High School Sports Physicals	231	152	79	231	0	0	0
6/6/23	Galilee Center at Western Sands Motel - Refugee Clinic	25	14	11	10	15	0	0
6/9/23	Our Lady of Guadalupe - Street Medicine	11	2	9	0	9	2	0
6/13/23	Galilee Center at Western Sands Motel - Refugee Clinic	17	7	10	5	12	0	0
6/14/23	Gene Autry Wash	6	2	4	0	6	0	0
6/20/23	Galilee Center at	13	1	12	0	13	0	0

RFP - 2022-001 - Monthly Report Period Date: 08/01/2023 - 08/31/2023

DESERT PHYSICIANS MEDICAL GROUP MEDICAL MOBILE UNIT
RFP - 2022-001 - MONTHLY REPORT

	Western Sands Motel - Refugee Clinic							
6/21/23	Gene Autry Wash	12	6	6	0	10	2	0
6/23/23	Our Lady of Guadalupe - Street Medicine	13	3	10	0	10	3	0
6/27/23	Galilee Center at Western Sands Motel - Refugee Clinic	17	7	10	4	13	0	0
6/28/23	Gene Autry Wash	7	2	5	0	6	1	0
6/30/23	Our Lady of Guadalupe - Street Medicine	10	1	9	0	9	0	1
July 2023								
7/5/23	Gene Autry Wash	23	6	17	0	23	0	0
7/5/23	Palm Springs - Gojji	8	1	7	0	7	1	0
7/6/23	Palm Springs - Gojji	12	7	5	0	11	1	0
7/7/23	Our Lady of Guadalupe - Street Medicine	13	3	10	0	10	3	0
7/7/23	Palm Springs - Gojji	4	4	0	0	4	0	0
7/10/23	Palm Springs - Gojji	2	1	1	0	2	0	0
7/11/23	Galilee Center at Western Sands Motel - Refugee Clinic	36	20	16	15	21	0	0

DESERT PHYSICIANS MEDICAL GROUP MEDICAL MOBILE UNIT
RFP - 2022-001 - MONTHLY REPORT

7/11/23	Palm Springs - Gojji	2	1	1	0	2	0	0
7/12/23	Gene Autry Wash	10	3	7	0	8	2	0
7/12/23	Palm Springs - Gojji	2	1	1	0	2	0	0
7/13/23	Palm Springs - Gojji	14	6	8	0	12	2	0
7/14/23	Our Lady of Guadalupe - Street Medicine	18	10	8	0	17	1	0
7/14/23	Palm Springs - Gojji	5	3	2	0	5	0	0
7/17/23	Palm Springs - Gojji	4	2	2	0	4	0	0
7/18/23	Galilee Center at Western Sands Motel - Refugee Clinic	39	21	18	17	22	0	0
7/18/23	Palm Springs - Gojji	3	1	2	0	3	0	0
7/19/23	Gene Autry Wash	11	4	7	0	10	1	0
7/19/23	Palm Springs - Gojji	4	2	2	0	3	1	0
7/20/23	Coachella Valley Housing Coalition	5	4	1	0	3	2	0
7/20/23	Palm Springs - Gojji	5	2	3	0	4	1	0
7/21/23	Our Lady of Guadalupe - Street Medicine	17	7	10	0	15	2	0
7/21/23	Palm Springs - Gojji	5	5	0	0	5	0	0
7/24/23	Palm Springs - Gojji	4	1	3	0	4	0	0
7/25/23	Galilee Center at	28	15	13	13	15	0	0

	Western Sands Motel - Refugee Clinic							
7/25/23	Palm Springs - Gojji	1	1	0	0	1	0	0
7/26/23	Gene Autry Wash	15	3	12	0	13	1	1
7/26/23	Palm Springs - Gojji	5	4	1	0	4	1	0
7/27/23	Palm Springs - Gojji	13	6	7	0	13	0	0
7/28/23	Our Lady of Guadalupe - Street Medicine	29	9	20	0	26	2	1
7/28/23	Palm Springs - Gojji	5	3	2	0	4	1	0
7/31/23	Substance Abuse Recovery Home	33	12	21	3	29	1	0
7/31/23	Palm Springs - Gojji	4	3	1	0	4	0	0
August 2023								
8/1/23	Galilee Center at Western Sands Motel - Refugee Clinic	22	14	8	9	13	0	0
8/1/23	Palm Springs - Gojji	1	0	1	0	1	0	0
8/2/23	Gene Autry Wash	6	4	2	0	6	0	0
8/2/23	DSUSD District Tdap Clinic	36	16	20	36	0	0	0
8/2/23	Palm Springs - Gojji	6	2	4	0	4	2	0
8/3/23	Palm Springs - Gojji	6	3	3	0	4	2	0

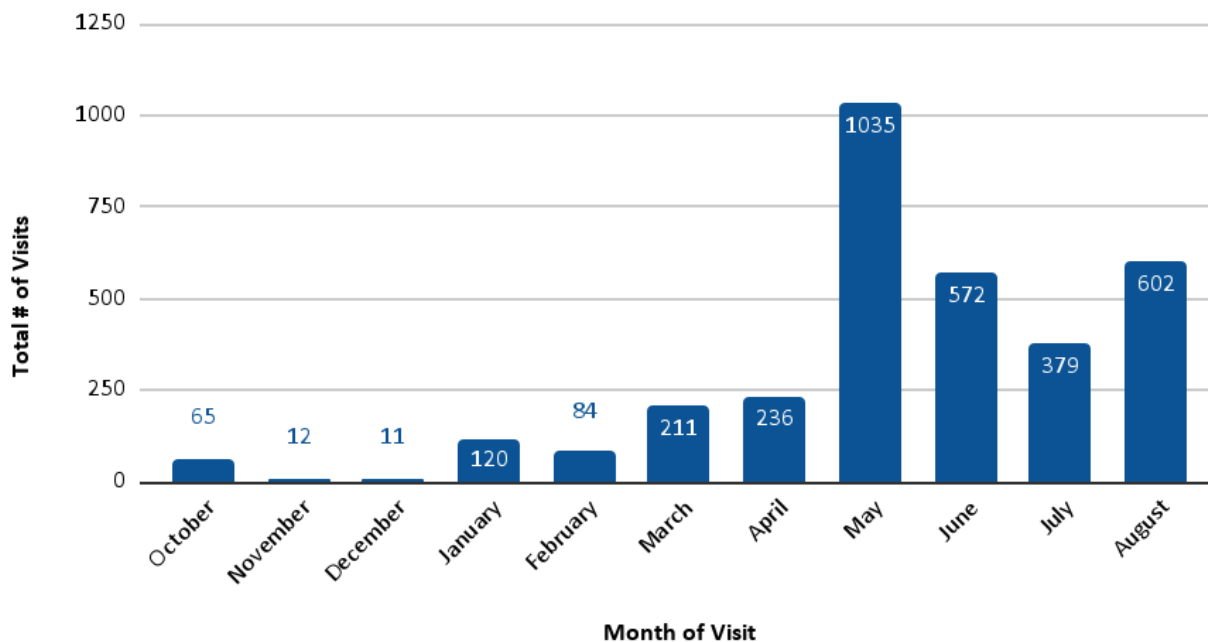
DESERT PHYSICIANS MEDICAL GROUP MEDICAL MOBILE UNIT
RFP - 2022-001 - MONTHLY REPORT

		8/4/23	Our Lady of Guadalupe - Street Medicine	15	5	10	0	13	2	0
		8/4/23	Palm Springs - Gojji	8	5	3	0	8	0	0
		8/7/23	La Quinta Middle School Tdap Clinic	75	38	37	74	1	0	0
		8/7/23	Palm Springs - Gojji	5	4	1	0	5	0	0
		8/8/23	Galilee Center at Western Sands Motel - Refugee Clinic	35	20	15	13	22	0	0
		8/9/23	Gene Autry Wash	4	1	3	0	3	1	0
		8/9/23	Palm Springs - Gojji	5	4	1	0	5	0	0
		8/10/23	Desert Ridge Academy Vaccine Clinic	48	27	21	47	1	0	0
		8/10/23	Palm Springs - Gojji	9	4	5	0	6	3	0
		8/11/23	Our Lady of Guadalupe - Street Medicine	13	6	7	0	10	3	0
		8/11/23	Palm Springs - Gojji	8	4	4	0	7	1	0
		8/14/23	Cahuilla Desert Academy Tdap Clinic	46	26	20	46	0	0	0
		8/14/23	Palm Springs - Gojji	5	3	2	0	5	0	0
		8/15/23	Galilee Center at Western Sands Motel - Refugee Clinic	15	6	9	4	10	1	0

		8/16/23	Gene Autry Wash	6	1	5	0	5	1	0
		8/16/23	Palm Springs - Gojji	4	2	2	0	3	1	0
		8/17/23	Palm Springs - Gojji	5	1	4	0	4	1	0
		8/17/23	Woodspur Farms	35	25	10	2	33	0	0
		8/18/23	Our Lady of Guadalupe - Street Medicine	9	1	8	0	6	3	0
		8/18/23	Palm Springs - Gojji	7	6	1	0	7	0	0
		8/22/23	Galilee Center at Western Sands Motel - Refugee Clinic	22	12	10	6	16	0	0
		8/22/23	Palm Springs - Gojji	2	1	1	0	2	0	0
		8/23/23	Toro Canyon Middle School Tdap Clinic	13	11	2	13	0	0	0
		8/23/23	Thomas Jefferson Middle School Tdap Clinic	9	6	3	9	0	0	0
		8/23/23	Palm Springs - Gojji	4	1	3	0	4	0	0
		8/24/23	Desert Hot Springs Unhoused Outreach	17	7	10	0	13	4	0
		8/24/23	Palm Springs - Gojji	6	3	3	0	6	0	0
		8/25/23	Our Lady of Guadalupe - Street Medicine	7	2	5	0	4	3	0
		8/25/23	Palm Springs - Gojji	6	2	4	0	5	1	0

		8/28/23	Substance Abuse Recovery Home	20	7	13	2	15	3	0
		8/28/23	Palm Springs - Gojji	6	4	2	0	6	0	0
		8/29/23	Galilee Center at Western Sands Motel - Refugee Clinic	40	22	18	21	19	0	0
		8/30/23	Gene Autry Wash	6	2	4	0	6	0	0
		8/30/23	Palm Springs - Gojji	6	2	4	0	4	2	0
		8/31/23	Palm Springs - Gojji	4	1	3	0	3	1	0
		Totals Since October 2022		3327	1546	1781	1777	1383	142	25

DESERT PHYSICIANS MEDICAL GROUP MEDICAL MOBILE UNIT
Number of Patients Seen





DESERT HEALTHCARE
DISTRICT & FOUNDATION

Date: September 26, 2023
To: Board of Directors
Subject: US Aging Grant Update

Staff Recommendation: Informational item

Background:

The Desert Healthcare District and Foundation has established and leads The Coachella Valley Equity Collaborative (CVEC), which has brought together community and faith-based organizations, government agencies (county and state), and local farm owners to address the COVID-19 epidemic and ensure there is a coordinated effort to maximize resources and prevent overlap in services and/or outreach. To date, the CVEC has organized more than 400 COVID-19 mobile vaccination clinics, where 48,153 doses of the vaccine have been provided to District residents.

Research data has demonstrated the need to reach vulnerable populations, specifically older adults and individuals with special needs to ensure they have the same level of access to COVID-19 and flu information and vaccines as other District residents. With this in mind, DHCD staff sought funding opportunities to target these specific populations and were awarded a grant from US Aging.

The grant with US Aging will provide the CVEC and its two partners Vision y Compromiso and El Sol the opportunity to collaborate with senior-serving facilities like senior centers, retirement communities, etc... to host mobile and in-home COVID-19 and flu vaccine events. In addition, partnerships with organizations that serve individuals with special needs like Desert Arc, Angel View, and United Cerebral Palsy of the Inland Empire also host mobile and in-home vaccination clinics.

Update

DHCD staff has reached out to Coachella Valley senior centers and community partners to host COVID-19 and flu vaccination clinics. To date, the following COVID-19 & flu vaccination clinics have been scheduled:

- 9/23/23 Flying Doctors Event Thermal, CA
- 9/30/23 Mizell Center Palm Springs, CA
- 10/6/23 Joslyn Center Palm Desert, CA
- 10/13/23 Joslyn Center Palm Desert, CA
- 10/14/23 Mizell Center Palm Springs, CA

- 10/25/23 La Quinta Wellness Center La Quinta, CA
- 11/29/23 La Quinta Wellness Center La Quinta, CA

Verbal commitments have been made with the following sites that are pending confirmation of medical staff personnel to schedule vaccination clinics:

- Desert Recreation District Senior Center Thermal, CA
- Desert Recreation District Senior Center North Shore, CA
- Desert Recreation District Senior Center Mecca, CA
- Desert Recreation District Senior Center Thousand Palms, CA
- Desert Recreation District Senior Center Indio Hills, CA
- Cathedral Center Cathedral City, CA
- Desert Hot Springs Senior Center Desert Hot Springs, CA
- Desert Arc Palm Desert, CA, and other sites
- Variety of the Desert Palm Desert, CA, and other sites

In addition to these locations, the vaccination clinics will be hosted on one weekend day at the Desert Healthcare District kiosk at the Palm Desert Mall.

Fiscal Impact: \$341,648 grant award from US Aging



DESERT HEALTHCARE
DISTRICT & FOUNDATION

Date: September 26, 2023

To: BOARD OF DIRECTORS

Subject: Behavioral Health Informational Update

Staff Recommendation: Information only

History/Background:

- The District Fentanyl Harm Reduction Awareness Project in partnership with Riverside University Health System/Public Health (RUHS-PH) concluded on August 31, 2023. This project consisted of harm reduction awareness education trainings and community outreach services focused on the City of Indio and its residents. Our subcontractor partner, ABC Recovery Center located in Indio provided these services along with the distribution of Fentanyl testing strips and Narcan two dose nasal inhaler units. Community members received information highlighting the importance of understanding the dangers of Fentanyl, harm reduction strategies, and how to utilize Narcan as an intervention tool during an overdose occurrence. The project report has been submitted to RUHS-PH for their review. This report includes overall numbers served, identified trends and potential for future expansion of this project structure throughout the Coachella Valley (see attached).
- The District Fentanyl Harm Reduction Awareness Project was presented at the Association of California Healthcare Districts (ACHD) annual meeting on September 14, 2023 in Olympic Valley, California. Jana Trew, Senior Program Officer-Behavioral Health and Alejandro Espinoza, Chief of Community Engagement delivered this presentation. This was an opportunity to share our experiences with this project and highlight ways to expand the scope of this work within our healthcare district. The presentation was well received.
- The Coachella Valley Behavioral Health Collective (CVBHC) will be convening an in-person 3rd Quarterly Meeting on Monday, October 2, 2023 at 1:30pm. This Year-In-Review will be held at DRMC Sinatra Auditorium and will provide highlights related to the work of the collective over the last year and the priority focus areas for the next year. Opening remarks by 4th District Supervisor, V. Manuel Perez, will be followed by Riverside University Health System-Behavioral Health Director, Dr. Matthew Chang and each CVBHC Working Group Chair.
- **Fiscal Impact:** None

2023

Project Period:
April 2023 - August 2023

RODA

RIVERSIDE OVERDOSE DATA TO ACTION

FENTANYL HARM REDUCTION AWARENESS EDUCATION PROJECT



Report Prepared By:

Jana Trew, MS, Senior Program Officer - Behavioral Health
Meghan Kane, MPH, Senior Program Officer - Public Health

PARTNERS:



Page 65 of 94

ABC recovery center



Table of Contents

CONTENTS

1	ACKNOWLEDGMENTS
3	PROJECT BACKGROUND
6	PROJECT DELIVERABLES
7	PROJECT GOALS
8	TRAINING SESSIONS
9	OUTREACH EVENTS
9	PROJECT TAKEAWAYS
10	RECOMMENDATIONS

ACKNOWLEDGMENTS

Partnerships

The **Desert Healthcare District**, in partnership with **Riverside University Health System - Public Health**, created an action plan to address the high overdose deaths plaguing the Indio community by implementing a harm reduction education project. The project sought to leverage existing, local community partners already providing an array of support services and resources to those most at risk for potential overdose and death. The Riverside Overdose Data to Action (RODA) team partnered with the District to set priorities and deliverable areas of focus related to implementation of this project.



Desert Healthcare District (DHCD) was founded in 1948 with the intention of creating Desert Hospital, the first public hospital in Palm Springs. Since 2018, when the District and Foundation launched a Behavioral Health Initiative, the Board has allocated \$3 million to support behavioral health services and programs. That was followed, in 2019, with a valley-wide behavioral health needs assessment, commissioned by the District and Foundation. A new five-year strategic plan, adopted by the District's Board of directors in 2021, included a goal to proactively expand community access to behavioral/mental health services and jump started a Coachella Valley District led Behavioral Health Initiative involving over 38 stakeholder organizations.

Riverside University Health System - Public Health works to promote and protect the health of all county residents and visitors in service of the well-being of the community by creating healthy communities, promoting healthy behaviors, and connecting and investing in people. The Public Health department is made up of over 700 doctors, nurses, health educators, nutritionists, communicable disease and community program specialists, managers and fiscal and support staff that implement a wide range of services and resources from immunization programs to overdose morbidity and mortality surveillance. The Riverside Overdose Data to Action (RODA) team partnered with DHCD to set priorities and deliverable areas of focus related to implementation of this project.

The work of **ABC Recovery Center**, located in Indio, California, was a critical community partner with this project. Their team provided the Fentanyl harm reduction education sessions to the community members most at risk for potential Fentanyl related overdose incidences and deaths.



ABCrecovery center

ABC Recovery Center has a nearly 60 year history of successfully providing addiction intervention treatment support services to those suffering from substance use disorders including addictions that put the user at a high risk of overdose/death. Their expertise and experience, as a provider of wellness support services across all stages of recovery, made them a valuable subcontractor to implement this project's harm reduction education/training workshops and education sessions as coordinated by the DHCD team. The DHCD team collected and analyzed data as it related to the project deliverables to inform future planning and development to address the Fentanyl crisis.

Organizational Participants

These **four community based organizations** are trusted members of the community and provided ABC Recovery with locations to reach the targeted population and support staff to partner with at outreach/training events.



The **Coachella Valley Rescue Mission** serves people experiencing homelessness, hunger and life challenges through emergency services, recovery programs and community outreach.



College of the Desert is a public community college in Palm Desert, California. COD enrolls about 12,500 students, of which around one third attend college full-time. The college is federally recognized as a Hispanic-serving institution, receiving Title V grants.



Martha's Village & Kitchen is one of the largest providers of homeless and impoverished services in Coachella Valley and Riverside County offering unique life-changing programs based on the nationally recognized "continuum of care model" breaking the cycle of homelessness and poverty.



Coachella Valley Volunteers in Medicine offers medical services at no cost to uninsured adults. As a community safety net, VIM treats the whole person by addressing chronic diseases, acute conditions, preventative medicine, diet, and emotional health.

PROJECT BACKGROUND


Introduced into society in the 1960s, Fentanyl quickly became a popular intravenous drug. Although legally produced and disseminated in the United States, Fentanyl is distributed into society illegally across various mechanisms including theft, fraudulent prescriptions, and other unlawful distribution methods. Since 2011, fatal overdoses and law enforcement encounters, heavily associated with Fentanyl fraudulent distribution, are trending upward.

Fentanyl is 50 to 100 times stronger than morphine. Similar to Morphine, it is legally prescribed to patients with severe and/or chronic pain patients that do not receive relief from other prescribed opioid drugs. Taking Fentanyl over time can lead to tolerance issues. Tolerance occurs when you need increased dosage and/or increased frequency of a drug to get the desired effects. Increased tolerance impacts fatal overdose outcomes.¹

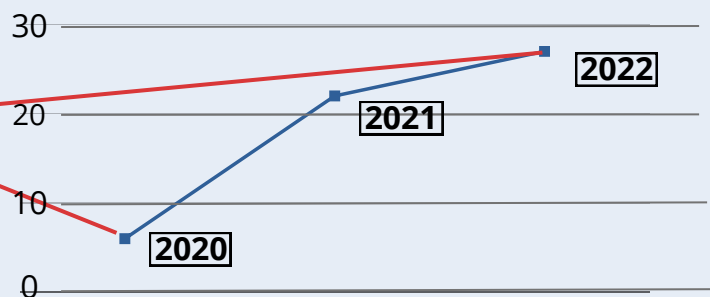
In 2022, Centers For Disease Control provisional data indicated that more than **two thirds (68%)** of the reported **107,081** drug overdose deaths in the United States involved synthetic opioids other than methadone, principally illicitly manufactured fentanyls (IMFs).²

Local Fentanyl Use

FENTANYL USE - SNAPSHOT OF INDIO

 **350%**
IN FENTANYL
OVERDOSE DEATHS
FROM 2020 TO 2022 IN
THE CITY OF INDIO³

Fentanyl Overdose Deaths by Year



¹U.S. Department of Health and Human Services. (2023, March 3). Fentanyl Drug Facts. National Institutes of Health.

²Centers for Disease Control and Prevention. (2023, June 29). Illicitly manufactured fentanyl-involved overdose deaths with detected xylazine - United States, January 2019-June 2022.

³Riverside Overdose Data to Action. (2023). Riverside County, CA - Overdose Dashboard. countyofriverside.maps.arcgis.com.



Riverside County Overdose Data to Action data dashboard shows the number of overdose deaths within the community of Indio, California. The data revealed high incidence trends by age, race, drug of choice, location, and informed the targeted population and the development of a collaborative action plan. The **action plan** included:

1

LEVERAGE

Leverage the existing local community stakeholder experience and strengths by convening local City of Indio officials, law enforcement, community based organizations and community groups that currently interact with or directly serve this community. The goal was to understand current practices and to support the expansion of harm reduction education strategies in order to impact and potentially reduce the number of overdose deaths impacting the City of Indio.

2

SUPPLY DISTRIBUTION

Utilization of existing harm reduction supplies/educational materials for dissemination to community members through established community outreach networks. Harm reduction supplies include Fentanyl testing strips and Naloxone/Narcan nasal units.

3

TRACKING

Creation of tracking methodology to identify the number of harm reduction education contacts made, training participants, outreach activities, the impact of increased knowledge of harm reduction options, and overdose deaths within this project timeline.

⁴Riverside Overdose Data to Action. (2023). Riverside County, CA - Overdose Dashboard. countyofriverside.maps.arcgis.com.

⁵ibid.

City of Indio Demographics

AMERICAN COMMUNITY SURVEY - 5 YEAR ESTIMATES (2017-2021)⁶

DEMOGRAPHICS	# OF INDIVIDUALS	% OF POPULATION
Total Population	88,542	
Persons 25 to 34 Years of Age	12,320	13.9%
Persons 35 to 44 Years of Age	11,674	13.2%
Male Persons	43,651	49.3%
Female Persons	44,891	50.7%

RACE/ETHNICITY	# OF INDIVIDUALS	% OF POPULATION
Hispanic or Latino (or any race)	58,935	66.6%
Persons 25 to 34 Years of Age	29,607	33.4%

INCOME AND POVERTY	# OF INDIVIDUALS	% OF POPULATION
Persons in poverty (200 percent of poverty level)	29,987	34.2%
Median Household Income	\$59,399	

PROJECT TARGET POPULATION

Based on the RODA data, the most vulnerable community members at risk for Fentanyl related overdose death incidents, in the City of Indio, were **Latino Males ages 25-44**.

Project Outreach Activities

- 1 Coordinated/scheduled activities, utilizing a network of community organizations that currently serve the City of Indio community, for the presentation of harm reduction awareness education sessions which include how to employ harm reduction supplies in the event of an overdose occurrence. A primary community organization providing these services is ABC Recovery Center. ABC Recovery Center has nearly 60 year of history providing substance use/misuse and recovery services to those in need of support. ABC Recovery is located in the City of Indio and has extensive experience serving that community.
- 2 Targeted community outreach activities consisted of joining community providers, who conduct direct outreach to homeless encampments, in an effort to reach the most vulnerable community members at the greatest risk for a potentially fatal Fentanyl related overdose incident.

⁶U.S. Census Bureau. (2023). 2017-2021 American Community Survey 5-year Estimates Public Use.

PROJECT DELIVERABLES

HARM REDUCTION STRATEGIES

Harm reduction is an evidence-based approach that is critical when engaging with people who use drugs.

Equipping individuals with life-saving tools, and information to create positive change in their behaviors, can work to potentially save their lives. Harm reduction is a key pillar in the U.S. Department of Health and Human Services' Overdose Prevention Strategy.⁷

1 Meeting with the Mayor and representatives of the City of Indio to discuss overdose/death trends affecting the community, discuss community organizations currently providing support to this impacted population and to share the type of harm reduction awareness platform that would be impactful.

2 Convening with City of Indio stakeholders to identify current harm reduction awareness strategies in place and specific locations for direct intervention workshops.

3 Desert Healthcare District (DHCD) Team coordinated the scheduling of harm reduction awareness training and supply dissemination. The team focused on identifying locations within the City of Indio (Community centers, service provider sites, schools, etc.).

4 Conduct ten trainings, led by identified community partners. Information was presented in English/Spanish through in-person/virtual platforms.

5 DHCD Team coordinated participation by community partners to continue to present harm reduction awareness information/materials at identified community events to expand reach of shared learning opportunities.

6 The District team analyzed the data reports to highlight project results. Information will be utilized to inform future activities and/or expansion opportunities.

PROJECT GOALS

Project Goals and Results

GOAL 1

Convenings with City of Indio representatives.

RESULTS

- Initial project discussion with City of Indio Mayor and Indio PD representatives to understand, from their perspective, the needs of their community related to this issue on 1/23/23 and 5/2/23.
- Presentation of Fentanyl Harm Reduction Awareness Education Project to City of Indio, City Council on 6/21/23.

GOAL 2

DHCD team coordination of harm reduction awareness and supply dissemination trainings in the City of Indio through partnership agency participants.

RESULTS

- Identified connections made to secure collaborative partnerships to provide trainings and outreach to community members.

GOAL 3

Ten harm reduction awareness education (10) trainings led by ABC Recovery Center team members presented in English/Spanish through in-person/virtual platforms to reach 150 community members.

RESULTS

- 8 trainings were conducted reaching a total of 154 participants.

GOAL 4

Targeted community outreach activities that consisted of joining community providers who conduct direct outreach to homeless encampments in an effort to reach the most vulnerable community members (500 individuals) at the greatest risk for a potentially fatal Fentanyl related overdose occurrence.

RESULTS

- 181 community members (86 direct and 95 indirect contacts) were reached through 7 community outreach activities.

TRAINING SESSIONS

8

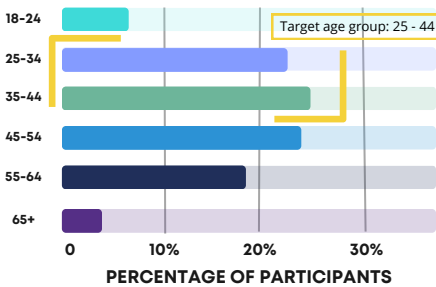
TRAINING SESSIONS ADMINISTERED

154

INDIVIDUALS REACHED


PARTICIPANT DEMOGRAPHICS

TOP 3 IDENTIFIED RACIAL GROUPS



47% of participants were in the targeted age group

AGE



47% of participants identified as Hispanic

37% of participants identified as White

15% of participants identified as Black or African American

47% of participants were in the targeted race group

RACE/ETHNICITY

83% of participants identified **Indio** as their place of residence

CITY OF RESIDENCE



58% of participants identified as male, 40% female, and 2% as other

GENDER

PARTICIPANT PRE/POST TEST - TAKEAWAYS FROM TRAININGS

Total Number of Survey Participants : 154

35%

84%

OF PARTICIPANTS HAD AN UNDERSTANDING OF THE LOCAL FENTANYL OVERDOSE RATE

OF RESPONDENTS INCREASED THEIR KNOWLEDGE OF HOW TO ADMINISTER NALOXONE

7 in 10 PARTICIPANTS UNDERSTOOD THAT NALOXONE CAN SAVE A PERSON FROM OVERDOSING AND IS SIMPLE TO ADMINISTER



Nearly 9 in 10 participants understood that anyone 18 or older can purchase and/or carry Narcan to help respond to an overdose

OUTREACH EVENTS

7

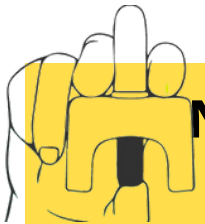
OUTREACH EVENTS

181

INDIVIDUALS REACHED

The below map highlights ABC Recovery's 7 outreach event locations and the organizational participants that they partnered with to reach individuals.

HARM REDUCTION SUPPLIES



NARCAN NASAL SPRAY
WAS DISTRIBUTED TO

each distributed package contained 2 doses

144 INDIVIDUALS

FENTANYL TEST STRIPS WERE

two lines **NO FENTANYL**

DISTRIBUTED TO
182 INDIVIDUALS



one line **FENTANYL**

*Individuals that received harm reduction supplies may be duplicative

COMMUNITY OUTREACH LOCATIONS



PROJECT TAKEAWAYS

ABC Recovery Center outlined key project takeaways and the **Desert Healthcare District** highlighted recommendations to further address the Fentanyl crisis in Coachella Valley.

1

One on one contact with community members, during outreach activities, afforded the ABC Recovery Center team the ability to support individuals transition into recovery services.

2

ABC Recovery Center's partnership with Coachella Valley-Volunteers In Medicine – Street Medicine program helped reach and build trust within the unsheltered community.

3 Fentanyl testing strips were greatly appreciated by the community. Individuals felt that they could help to mitigate a potential overdose.

4 Community organization teams were valuable as they assisted in coordinating harm reduction trainings at their programmatic sites to help connect their clients to Fentanyl educational information, Narcan, and Fentanyl strips.

5 The project team worked diligently to meet the project deliverables. Due to the five month timeline, there were challenges that arose that provided limitations to meeting all deliverables:

- In partnership with College of the Desert, ABC Recovery promoted their training and outreach events; however, students did not participate in scheduled events due to rescheduling challenges, time of year, and limited time for outreach.
- Weather issues impacted ABC Recovery's ability to target homeless individuals because the weather caused many of Indio's homeless to vacate their regular areas.
- The City of Indio had limited outreach events that would accommodate a table or booth, hosted by ABC Recovery, for information sharing.

The project team learned from these challenges and have noted that in order to reach targeted populations, additional outreach would be needed to promote trainings and events.

RECOMMENDATIONS

1 Creation of a Fentanyl Awareness Collaborative, made up of a cross section of local stakeholders, that meets quarterly/annually to generate ongoing supportive responses to high-risk areas of the community.

2 Setting up the necessary Naloxone/Narcan State Standing Order status in order to secure and distribute deliveries of harm reduction supplies to support community efforts.

3 Collectively seek funding to support the future development of harm reduction programs related to Fentanyl.

4 Continued advocacy of Fentanyl focused policy development through legislative activity.

THANK YOU TO OUR PARTNERS AND COMMUNITY ORGANIZATIONAL PARTICIPANTS!

PROJECT TEAM

DESERT HEALTHCARE DISTRICT

Jana Trew, MS	Senior Program Officer- Behavioral Health
Erica Huskey	Grants Manager
Meghan Kane, MPH	Senior Program Officer- Public Health
Eric Taylor	Accounting Manager

ABC RECOVERY CENTER

Ally Anderson, CADC	Program Director	Janelle Hughes	Coordinator
Lisa Wolfe, CADC - II	Program Manager	Brock Jenikovsky	Counselor
Tim Ashton	Coordinator	Joe Knyvett	Counselor
Crystal Calderon	Coordinator	Sarah Lawson	Counselor
Kris Corney	Counselor	Arlene Lopez	Counselor
Johnny Courrages	Counselor	David Proctor	Counselor
Magdalena Henley	Coordinator	Patsy Ramirez	Coordinator
Barbara Bell	Coordinator	Taylor Herd	Clinical Assistant

COMMUNITY PARTNERS

COLLEGE OF THE DESERT

Katie Chartier	Director, Student Success and Outreach
Andrea Torres	Administrative Assistant, Education Center

COACHELLA VALLEY RESCUE MISSION

Darla Burkett	Executive Director
Chris Dentice	Program Coordinator

MARTHA'S VILLAGE AND KITCHEN

Rosa Verduzco	Executive Vice President
Espy Ortiz	Vice President of Programs and Operations

COACHELLA VALLEY VOLUNTEERS IN MEDICINE

Rosa Lucas, NP	Founding Board Member
Cindy Cervini	Outreach Manager



**DESERT HEALTHCARE FOUNDATION
PROGRAM COMMITTEE MEETING
MEETING MINUTES
July 18, 2023**

Directors & Community Members Present	District Staff Present via Video Conference	Absent
President Evett PerezGil Director Leticia De Lara, MPA	Chris Christensen, CAO Donna Craig, Chief Program Officer Alejandro Espinoza, Chief of Community Engagement Jana Trew, Senior Program Officer, Behavioral Health Meghan Kane, MPH, Senior Program Officer, Public Health Erica Huskey, Grants Manager Andrea S. Hayles, Board Relations Officer	Vice-President Carmina Zavala, PsyD Conrado E. Bárzaga, MD, Chief Executive Officer

AGENDA ITEMS	DISCUSSION	ACTION
I. Call to Order	The meeting was called to order at 5:33 p.m. by Chair PerezGil.	
II. Approval of Agenda	Chair PerezGil asked for a motion to approve the agenda.	Moved and seconded by Director De Lara and President PerezGil to approve the agenda. Motion passed unanimously.
III. Meeting Minutes 1. July 18, 2023	Chair PerezGil asked for a motion to approve the July 18, 2023, meeting minutes.	Moved and seconded by Director De Lara and President PerezGil to approve the July 18, 2023, meeting minutes. Motion passed unanimously
IV. Public Comment	There was no public comment.	
V. Old Business 1. Grant Payment Schedules	Chair PerezGil inquired with the committee concerning any questions related to the grant payment schedules. There were no questions or comments.	

**DESERT HEALTHCARE FOUNDATION
PROGRAM COMMITTEE MEETING
MEETING MINUTES
July 18, 2023**

<p>2. Candid – formerly Foundation Center and GuideStar–Foundation Profile Update</p>	<p>Donna Craig, Chief Program Officer, outlined the email request from The California Endowment (TCE) in collaboration with other nonprofits concerning their shift to demographic data and the request from Candid to update the Foundation’s organizational demographic profile, such as race and ethnicity, gender, disability, and sexual orientation.</p>	<p>Moved and seconded by Director De Lara and President PerezGil to approve the Desert Healthcare Foundation Candid Profile Update. Motion passed unanimously.</p>
<p>3. Coachella Valley Equity Collaborative</p> <p>a. COVID 19 Testing and Vaccinations</p> <p>b. Medical Mobile Unit Operations</p>	<p>Alejandro Espinoza, Chief of Community Engagement, described the new booster shot approval from the FDA and temporarily pausing the vaccination events until the new booster vaccination is distributed.</p> <p>The mobile medical unit, in partnership with other nonprofits and government entities in Desert Hot Springs has commenced an outreach program similar to Palm Springs’ RISE program for people experiencing homelessness as a monthly outreach event.</p>	
<p>4. Improving Access to Healthcare in Desert Highland Gateway Estates (DHGE)– July2023Report– Borrego Health Foundation</p>	<p>Chair PerezGil inquired with the committee concerning any questions related to the Borrego Health July 2023 report.</p> <p>There were no comments or questions.</p>	
<p>VII. Program Updates</p> <p>1. Progress and Final Reports Update</p>	<p>Chair PerezGil inquired with the committee concerning any</p>	

**DESERT HEALTHCARE FOUNDATION
PROGRAM COMMITTEE MEETING
MEETING MINUTES
July 18, 2023**

	<p>questions about the progress and final reports update.</p> <p>There were no comments or questions.</p>	
VIII. Behavioral Health Informational Updates	<p>Chair PerezGil inquired with the committee concerning any questions about the Behavioral Health Informational Updates.</p> <p>Jana Trew, Senior Program Officer, Behavioral Health, highlighted the Fentanyl Harm Reduction Awareness Project, further describing the presentation to the attendees at the Association of California Healthcare Districts (ACHD) Annual Meeting. The Coachella Valley Behavioral Health Collective will hold its final yearly meeting in October with designated speakers.</p>	
VIII. Committee Member Comments		
IX. Adjournment	<p>Chair PerezGil adjourned the meeting at 5:58 p.m.</p>	<p>Audio recording available on the website at http://dhcd.org/Agendas-and-Documents</p>

ATTEST: _____
 Evett PerezGil, Chair/President, Board of Directors
 Program Committee

Minutes respectfully submitted by Andrea S. Hayles, Board Relations Officer

DESERT HEALTHCARE FOUNDATION							
OUTSTANDING GRANTS AND GRANT PAYMENT SCHEDULE							
August 31, 2023							
TWELVE MONTHS ENDING JUNE 30, 2024							
A/C 2190 and A/C 2186-Long term			6/30/2023	New Grants		8/31/2023	
Grant ID Nos.		Name	Open	Current Yr	Total Paid	Open	
			BALANCE	2022-2023	July-June	BALANCE	
Health Portal		Remaining Collective Funds-Mayor's Race & DHCF	\$ 1,496		\$ 1,496	\$ -	HP-cvHIP
BOD - 04/24/18 & 06/28/22		Behavioral Health Initiative Collective Fund + Expansion	\$ 1,932,903		\$ 29,880	\$ 1,903,023	Behavioral Health
BOD - 06/26/18 BOD		Avery Trust Funds-Committed to Pulmonary services	\$ 532,243		\$ 24,960	\$ 507,283	Avery Trust
BOD - 6/25/19 BOD (#1006)		DHCD - Homelessness Initiative Collective Fund	\$ 71,557		\$ -	\$ 71,557	Homelessness
BOD - 07/27/21 BOD (#1288)		Borrego Community - Improving Access to Healthcare - 3 yrs	\$ 423,971		\$ -	\$ 423,971	
F&A - 6/11/19, 6/09/20, 6/22/21 Res. NO. 21-02, 22-17		Prior Year Commitments & Carry-Over Funds	\$ 1,544,156		\$ -	\$ 1,544,156	
TOTAL GRANTS			\$ 4,506,326	\$ -	\$ 56,336	\$ 4,449,990	
Summary: As of 08/31/2023			Uncommitted & Available				
Health Portal (CVHIP):	\$	-	\$	-			
Behavioral Health Initiative Collective Fund	\$	1,903,023	\$	622,330			
Avery Trust - Pulmonary Services	\$	507,283	\$	485,283			
West Valley Homelessness Initiative	\$	71,557	\$	71,557			
Healthcare Needs of Black Communities	\$	423,971	\$	-			
Prior Year Commitments & Carry-Over Funds	\$	1,544,156	\$	1,544,156			
Total	\$	4,449,990	\$	2,723,326			
Amts available/remaining for Grant/Programs - FY 2023-24:			FY24 Grant Budget		Social Services Fund #5054		
Amount budgeted 2023-2024			\$ 30,000	\$ 30,000	Budget	\$ 120,000	
Amount granted year to date			\$ -	\$ -	DRMC Auxiliary		Spent YTD
Mini Grants:					Eisenhower		
Net adj - Grants not used:		1046	\$ 40		Balance Available	\$ 120,000	
Contributions / Additional Funding							
Prior Year Commitments & Carry-Over Funds		FY19-20 \$284,156; FY20-21 \$730,000; FY21-22 \$530,000	\$ 1,544,156				
Balance available for Grants/Programs			\$ 1,574,196				

DESERT HEALTHCARE FOUNDATION								
OUTSTANDING PASS-THROUGH GRANTS AND GRANT PAYMENT SCHEDULE								
August 31, 2023								
FISCAL YEAR ENDING JUNE 30, 2024								
			TOTAL	6/30/2023	Current Yr	Total Paid	8/31/2023	Remaining
Grant ID Nos.	Name		Grant	Open	2023-2024	July-June	Payable	Funds
				BALANCE			BALANCE	BALANCE
BOD - 11/22/22 - Resolution 22-28 Approval*	Covid Disparities RFP							
Contract #22-323B*	Total CBOs		\$ 822,096	\$ 657,769	\$ -	\$ 130,966	\$ 63,261	\$ 594,508
	Total DHCF		\$ 443,871	\$ 301,323	\$ -	\$ 47,807	\$ 29,700	\$ 271,623
	TOTAL		\$ 1,265,967	\$ 959,092	\$ -	\$ 178,773	\$ 92,961	\$ 866,131
BOD - 02/28/23 - Riverside Overdose Data to Action (RODA) Community Harm Reduction Education Plan								
Contract #23-108*	Grant #1379 - ABC Recovery		\$ 25,000	\$ 22,857	\$ -	\$ 2,143	\$ 12,051	\$ 10,806
	Total DHCF		\$ 24,000	\$ 15,807	\$ -	\$ 5,814	\$ 13,122	\$ 5,065
TOTAL GRANTS	TOTAL		\$ 49,000	\$ 38,664	\$ -	\$ 7,957	\$ 25,173	\$ 15,871
						Account 2183	\$ 75,312	
Amts available/remaining for Grant/Programs - FY 2023-24:								
Pass-Through Organizations billed to date		\$ 75,312						Grant Funds
Foundation Administration Costs		\$ 40,443						RFP
Contributions / Additional Funding	Reimbursements received and pending	\$ (115,755)			Total Grant		\$ 1,314,967	
Balance available for Grants/Programs		\$ -			Received to Date		\$ 314,832	
*Contracts are on a reimbursement basis and will reflect expenses as they are invoiced and receivable from County of Riverside.						Balance Remaining	\$ 1,000,135	



Date: September 12, 2023

To: Program Committee – Foundation

Subject: Progress and Final Grant Reports 7/1/2023 – 8/31/2023

The following progress and final grant reports are included in this staff report:

Alianza Coachella Valley # 1351

Grant term: 7/1/2022 – 1/31/2024

Original Approved Amount: \$40,000

Progress Report covering the time period from: 1/1/2023 – 4/30/2023

Grant Progress Report

Alianza Coachella Valley, Grant#: 1351

Partnerships for Air Quality Community Training in Rural Communities of the Eastern Coachella Valley (SCAQMD DHCD Air Quality Academy)

Strategic Plan Goal: Goal 6: Be responsive to and supportive of selected community initiatives that enhance the environment in the District's service area.

Strategic Plan Strategy: Strategy 6.1, 6.2 and 6.3

Reporting Period: 1/1/2023 to 4/30/2023

Patricia Carrillo
Tel: (760) 972-4628
patriciacarrillo@alianzacv.org

Grant Information

Grant Amount: \$40,000

Paid to date: \$18,000

Balance: \$22,000

Due Date: 4/30/2023

Goals and Evaluation

The specific benefits or measurable impact to be achieved by: (1/31/2024):

Progress Outcomes:

As an organization, we are excited to report back once again that we are on track in meeting our goals and deliverables for this project. Since the initial kick-off meeting that took place in November 2022, participants have engaged with the SCAQMD team and partners on a frequent basis. The learning modules/trainings have been completed by our 15 members of the Air Quality Academy and they have already received their mid-point stipends.

Goal #1:

Air Quality Academy and Trainings: By Winter 2022, an Air Quality Academy will be established and a minimum of 10 participants will be recruited. Community Health Workers, Alianza staff and community residents will attend the Air Quality Academy trainings.

Progress of Goal #1:

The 15 members of the Air Academy have completed the trainings. The 15 members' residence locations all range from Mecca, North Shore, Oasis, Thermal, and Desert Shores. They are all of different ages, some being more involved in community engagement spaces than others.

Goal #2:

Community Engagement and Education: By Spring 2024, Community Health Workers/Staff will conduct community-based outreach, presentations, and education on:

-Health effects of indoor and outdoor air pollution

-Ways to mitigate exposures

-How to check outdoor air quality

-Data interpretation

-Air pollution sensors

Progress of Goal #2:

The modules/trainings have been completed by participants. The modules centered around outdoor air quality, which included: types, monitoring air contamination, effects on public health, AQI, regulatory structure, and AB617 actions in the community. As well as internal air quality and purple air sensors.

Goal #3:

Community Environmental Health Report: Community Health Workers/Staff will share anecdotal experiences and perspectives as community members and trainees in the development of the Community Environmental Health Report.

Progress of Goal #3:

During the training spaces and throughout the process in which participants are having their sensors installed in their homes, we created time for HARC to ask questions to be able to collect experiences from community members and open dialogue around the sensors and how they feel about it.

Progress on the Number and Location of District Residents Served

Progress on the number of District residents *directly* served:

Total: 15

Progress on the number of District residents *indirectly* served:

Total: 90

Geographic area(s) served during this reporting period:

Mecca

North Shore

Oasis

Thermal

Project Tracking:

- **Is the project on track? Yes**
- **Please describe any specific issues/barriers in meeting the desired outcomes:**

Now that the trainings have been completed, we are at the final stage of ensuring that sensors are installed at participants' homes. While we have been having challenges with the arrival of the sim cards and registrations for some of the sensors, we are confident that all participants will have their sensors installed soon. 7 out of the 15 participants have their sensors installed.

- **If the project is not on track, what is the course correction? N/A**
- **Describe any unexpected successes during this reporting period other than those originally planned:**

We have received great feedback and participation from the 15 community members. They are looking forward to learning more and finding ways to continue to be involved in Environmental Justice work.



IMPROVING ACCESS TO HEALTHCARE IN DESERT HIGHLAND GATEWAY ESTATES

RFP-20201001 - Monthly REPORT

Report Period: 07/01/2023 – 07/31/2023
 (Monthly report due the 15th of each month)

Report by: Heidi Galicia, Dir. School Base Health / Mobile Services

Program/Project Information:

Grant # 1288

Project Title: Improving Access to Healthcare in Desert Highland Gateway Estates

Start Date: 07/01/2021

End Date: 06/30/2024

Term: 36 Months

Grant Amount: \$575,000


Executive Summary: Borrego Health is committed to providing and increasing access to healthcare services for those living in Desert Highland Gateway Estates and the surrounding communities. This funding will provide support for a pilot mobile services program and begin to assess the sustainability of a more permanent healthcare program within the community. It is anticipated that 2,913 medical and dental visits will be conducted with part-time mobile services in the community.

Goal	Goal/ Objective/ Other Topics	Successes, Emergent Issues, Challenges, Findings, and Supporting Information (Graphs, reports, indicator results, etc.)
1. Collaboration	<p>Through a multifaceted approach, Borrego Health intends to develop a collaborative relationship with the DHG Health and Wellness Committee. The team is committed to participation in meetings as desired by the committee to ensure open dialogue as to the perceptions of health issues. The committee will be informed of all planned schedules and activities on a monthly basis in advance to encourage support and participation. Any changes will be clearly communicated to avoid any misunderstanding.</p>	<p>The Borrego Mobile team and leadership continue to fully engage and keep lines of communication with members of the Desert Highland Gateway Estates Wellness committee to provide updates regarding the utilization of services, activities, and challenges. Although the goal is to meet every month, due to the ongoing transition of Borrego Health into DAP Health, no meeting took place for this reporting period.</p> <p>Borrego and DAP Health Updates:</p> <p>We at Borrego Health are pleased to continue to share details regarding the timing of our transition to DAP Health. In our June monthly report we shared that Borrego Health and DAP Health had set a new tentative closing date of July 31, 2023. It is important to note that there were no complications or issues with the transition and the extended period of time from its original date of June 30th, was set to allow more time for all Borrego and DAP Health team members working on the transition to provide a smooth process and to reduce any potential tight timelines for each of our employees in the weeks ahead. During this reporting period, Borrego Health’s operations and services including our mobile clinics continued in the normal course of business.</p> <p>As Borrego Health prepares to join DAP Health on August 1st, we would like to share that Rose Maclsaac will not be transitioning to DAP Health as she has accepted a position in an organization closer to her home and family in Northern California. Although we are saddened for her departure at the end of July, we are supportive of her decision as this is something that will benefit Rose and her family. In Rose’s own words “This decision has been personal and difficult, and I hope you will understand that this is not about the future of Borrego Health. It is simply</p>



IMPROVING ACCESS TO HEALTHCARE IN DESERT HIGHLAND GATEWAY ESTATES

RFP-20201001 - Monthly REPORT

Goal	Goal/ Objective/ Other Topics	Successes, Emergent Issues, Challenges, Findings, and Supporting Information (Graphs, reports, indicator results, etc.)
		<p>what’s best for my family and for me after more than a year of a significant commute away from home to work each day”</p> <p>On July 31st, Borrego Health finalized the sale to DAP Health. The Borrego Health family closed a cycle, our staff and leadership teams took a moment to reflect on all the accomplishments and lives touched by the outstanding dedication and hard work of so many individuals that have earnestly invested in this organization. Our COO reminded us “the name was always just a name. The place is what really matters and is as INCREDIBLE as it is because of the dedicated and amazing staff, and those of us that have stayed thru it all have done so not because of the name but because of who we serve and the amazing people we work with”</p> <p>Borrego Health is thrilled to report that as of August 1st, 2023 we will be known as:</p> <div data-bbox="814 721 1942 896" style="text-align: center;"> <hr/><p><i>Together for better health</i></p></div>



IMPROVING ACCESS TO HEALTHCARE IN DESERT HIGHLAND GATEWAY ESTATES

RFP-20201001 - Monthly REPORT

Goal	Goal/ Objective/ Other Topics	Successes, Emergent Issues, Challenges, Findings, and Supporting Information (Graphs, reports, indicator results, etc.)																																																																																																																		
2. Services	By June 30, 2024, a minimum of 2053 patient care medical visits and 860 dental visits will be provided.	<p>During this reporting period, available Mobile Medical services continue to be promoted thru social media and marketed thru flyer distribution at local businesses, apartment complexes, churches, local school districts, and at the James O Jessie Unity Center. Additionally, a banner was created and is currently pending approval by the city of Palm Springs to be placed at the James O Jessie Center that will help promote the services. DAP Health Outreach team will also join the efforts in promoting the services by participating in local community events, community meetings and other opportunities as they arise.</p> <p>The table below shows the total number of patients seen since the launch of services on July 12, 2021, up to this reporting period.</p> <table border="1" style="width: 100%; border-collapse: collapse; margin-bottom: 10px;"> <thead> <tr style="background-color: #1a3d54; color: white;"> <th colspan="6" style="text-align: center;">Year 3</th> </tr> <tr style="background-color: #4b3697; color: white;"> <th style="width: 15%;">Month</th> <th style="width: 15%;">Number of Patients Served</th> <th style="width: 15%;">Number of Visits</th> <th style="width: 15%;">Medical Visits</th> <th style="width: 15%;">Dental Visits</th> <th style="width: 15%;">Total Uninsured</th> </tr> </thead> <tbody> <tr style="background-color: #e67e22;"> <td>July</td> <td style="text-align: center;">26</td> <td style="text-align: center;">26</td> <td style="text-align: center;">26</td> <td style="text-align: center;">0</td> <td style="text-align: center;">2</td> </tr> <tr style="background-color: #a6a6a6;"> <td>Total</td> <td style="text-align: center;">26</td> <td style="text-align: center;">26</td> <td style="text-align: center;">26</td> <td style="text-align: center;">0</td> <td style="text-align: center;">2</td> </tr> </tbody> </table> <table border="1" style="width: 100%; border-collapse: collapse;"> <thead> <tr style="background-color: #1a3d54; color: white;"> <th colspan="6" style="text-align: center;">Year 2</th> </tr> <tr style="background-color: #4b3697; color: white;"> <th style="width: 15%;">Month</th> <th style="width: 15%;">Number of Patients Served</th> <th style="width: 15%;">Number of Visits</th> <th style="width: 15%;">Medical Visits</th> <th style="width: 15%;">Dental Visits</th> <th style="width: 15%;">Total Uninsured</th> </tr> </thead> <tbody> <tr style="background-color: #e67e22;"><td>July</td><td style="text-align: center;">15</td><td style="text-align: center;">15</td><td style="text-align: center;">15</td><td style="text-align: center;">0</td><td style="text-align: center;">4</td></tr> <tr style="background-color: #e67e22;"><td>August</td><td style="text-align: center;">38</td><td style="text-align: center;">38</td><td style="text-align: center;">38</td><td style="text-align: center;">0</td><td style="text-align: center;">9</td></tr> <tr style="background-color: #e67e22;"><td>September</td><td style="text-align: center;">12</td><td style="text-align: center;">13</td><td style="text-align: center;">13</td><td style="text-align: center;">0</td><td style="text-align: center;">5</td></tr> <tr style="background-color: #e67e22;"><td>October</td><td style="text-align: center;">19</td><td style="text-align: center;">19</td><td style="text-align: center;">19</td><td style="text-align: center;">0</td><td style="text-align: center;">1</td></tr> <tr style="background-color: #e67e22;"><td>November</td><td style="text-align: center;">9</td><td style="text-align: center;">9</td><td style="text-align: center;">9</td><td style="text-align: center;">0</td><td style="text-align: center;">1</td></tr> <tr style="background-color: #e67e22;"><td>December</td><td style="text-align: center;">17</td><td style="text-align: center;">17</td><td style="text-align: center;">17</td><td style="text-align: center;">0</td><td style="text-align: center;">2</td></tr> <tr style="background-color: #e67e22;"><td>January</td><td style="text-align: center;">12</td><td style="text-align: center;">13</td><td style="text-align: center;">13</td><td style="text-align: center;">0</td><td style="text-align: center;">3</td></tr> <tr style="background-color: #e67e22;"><td>February</td><td style="text-align: center;">10</td><td style="text-align: center;">10</td><td style="text-align: center;">10</td><td style="text-align: center;">0</td><td style="text-align: center;">3</td></tr> <tr style="background-color: #e67e22;"><td>March</td><td style="text-align: center;">5</td><td style="text-align: center;">5</td><td style="text-align: center;">5</td><td style="text-align: center;">0</td><td style="text-align: center;">0</td></tr> <tr style="background-color: #e67e22;"><td>April</td><td style="text-align: center;">6</td><td style="text-align: center;">6</td><td style="text-align: center;">6</td><td style="text-align: center;">0</td><td style="text-align: center;">3</td></tr> <tr style="background-color: #e67e22;"><td>May</td><td style="text-align: center;">17</td><td style="text-align: center;">19</td><td style="text-align: center;">19</td><td style="text-align: center;">0</td><td style="text-align: center;">4</td></tr> <tr style="background-color: #e67e22;"><td>June</td><td style="text-align: center;">28</td><td style="text-align: center;">30</td><td style="text-align: center;">30</td><td style="text-align: center;">0</td><td style="text-align: center;">2</td></tr> <tr style="background-color: #a6a6a6;"> <td>Total</td> <td style="text-align: center;">188</td> <td style="text-align: center;">194</td> <td style="text-align: center;">194</td> <td style="text-align: center;">0</td> <td style="text-align: center;">37</td> </tr> </tbody> </table>	Year 3						Month	Number of Patients Served	Number of Visits	Medical Visits	Dental Visits	Total Uninsured	July	26	26	26	0	2	Total	26	26	26	0	2	Year 2						Month	Number of Patients Served	Number of Visits	Medical Visits	Dental Visits	Total Uninsured	July	15	15	15	0	4	August	38	38	38	0	9	September	12	13	13	0	5	October	19	19	19	0	1	November	9	9	9	0	1	December	17	17	17	0	2	January	12	13	13	0	3	February	10	10	10	0	3	March	5	5	5	0	0	April	6	6	6	0	3	May	17	19	19	0	4	June	28	30	30	0	2	Total	188	194	194	0	37
Year 3																																																																																																																				
Month	Number of Patients Served	Number of Visits	Medical Visits	Dental Visits	Total Uninsured																																																																																																															
July	26	26	26	0	2																																																																																																															
Total	26	26	26	0	2																																																																																																															
Year 2																																																																																																																				
Month	Number of Patients Served	Number of Visits	Medical Visits	Dental Visits	Total Uninsured																																																																																																															
July	15	15	15	0	4																																																																																																															
August	38	38	38	0	9																																																																																																															
September	12	13	13	0	5																																																																																																															
October	19	19	19	0	1																																																																																																															
November	9	9	9	0	1																																																																																																															
December	17	17	17	0	2																																																																																																															
January	12	13	13	0	3																																																																																																															
February	10	10	10	0	3																																																																																																															
March	5	5	5	0	0																																																																																																															
April	6	6	6	0	3																																																																																																															
May	17	19	19	0	4																																																																																																															
June	28	30	30	0	2																																																																																																															
Total	188	194	194	0	37																																																																																																															



IMPROVING ACCESS TO HEALTHCARE IN DESERT HIGHLAND GATEWAY ESTATES

RFP-20201001 - Monthly REPORT

Goal	Goal/ Objective/ Other Topics	Successes, Emergent Issues, Challenges, Findings, and Supporting Information (Graphs, reports, indicator results, etc.)																																																																																																																																														
		<table border="1" style="width: 100%; border-collapse: collapse; margin-bottom: 10px;"> <thead> <tr style="background-color: #1a3d54; color: white;"> <th colspan="6">Year 1</th> </tr> <tr style="background-color: #4a69bd; color: white;"> <th>Month</th> <th>Number of Patients Served</th> <th>Number of Visits</th> <th>Medical Visits</th> <th>Dental Visits</th> <th>Total Uninsured</th> </tr> </thead> <tbody> <tr><td>July</td><td>51</td><td>52</td><td>52</td><td>0</td><td>8</td></tr> <tr><td>August</td><td>59</td><td>62</td><td>62</td><td>0</td><td>19</td></tr> <tr><td>September</td><td>28</td><td>31</td><td>31</td><td>0</td><td>5</td></tr> <tr><td>October</td><td>33</td><td>36</td><td>36</td><td>0</td><td>13</td></tr> <tr><td>November</td><td>24</td><td>27</td><td>27</td><td>0</td><td>14</td></tr> <tr><td>December</td><td>91</td><td>101</td><td>101</td><td>0</td><td>31</td></tr> <tr><td>January</td><td>171</td><td>200</td><td>200</td><td>0</td><td>52</td></tr> <tr><td>February</td><td>24</td><td>43</td><td>43</td><td>0</td><td>4</td></tr> <tr><td>March</td><td>10</td><td>30</td><td>30</td><td>0</td><td>2</td></tr> <tr><td>April</td><td>28</td><td>37</td><td>37</td><td>0</td><td>6</td></tr> <tr><td>May</td><td>14</td><td>23</td><td>23</td><td>0</td><td>3</td></tr> <tr><td>June</td><td>37</td><td>41</td><td>41</td><td>0</td><td>6</td></tr> <tr style="background-color: #d3d3d3;"><td>Total</td><td>570</td><td>683</td><td>683</td><td>0</td><td>160</td></tr> </tbody> </table> <p>The graph below represents the total visits that occurred in the months of July 2021 – July 2023</p> <div style="text-align: center;"> <p>July 2021 - July 2023</p> <table border="1" style="width: 100%; border-collapse: collapse; margin-top: 10px;"> <caption>Monthly Total Visits (2021-2023)</caption> <thead> <tr> <th>Month</th> <th>2021</th> <th>2022</th> <th>2023</th> </tr> </thead> <tbody> <tr><td>JUL</td><td>52</td><td>15</td><td>26</td></tr> <tr><td>AUG</td><td>62</td><td>38</td><td></td></tr> <tr><td>SEP</td><td>31</td><td>13</td><td></td></tr> <tr><td>OCT</td><td>36</td><td>19</td><td></td></tr> <tr><td>NOV</td><td>27</td><td>9</td><td></td></tr> <tr><td>DEC</td><td>101</td><td>17</td><td></td></tr> <tr><td>JAN</td><td>200</td><td>13</td><td></td></tr> <tr><td>FEB</td><td>43</td><td>10</td><td></td></tr> <tr><td>MAR</td><td>30</td><td>5</td><td></td></tr> <tr><td>APR</td><td>37</td><td>6</td><td></td></tr> <tr><td>MAY</td><td>23</td><td>19</td><td></td></tr> <tr><td>JUN</td><td>41</td><td>30</td><td></td></tr> </tbody> </table> </div>	Year 1						Month	Number of Patients Served	Number of Visits	Medical Visits	Dental Visits	Total Uninsured	July	51	52	52	0	8	August	59	62	62	0	19	September	28	31	31	0	5	October	33	36	36	0	13	November	24	27	27	0	14	December	91	101	101	0	31	January	171	200	200	0	52	February	24	43	43	0	4	March	10	30	30	0	2	April	28	37	37	0	6	May	14	23	23	0	3	June	37	41	41	0	6	Total	570	683	683	0	160	Month	2021	2022	2023	JUL	52	15	26	AUG	62	38		SEP	31	13		OCT	36	19		NOV	27	9		DEC	101	17		JAN	200	13		FEB	43	10		MAR	30	5		APR	37	6		MAY	23	19		JUN	41	30	
Year 1																																																																																																																																																
Month	Number of Patients Served	Number of Visits	Medical Visits	Dental Visits	Total Uninsured																																																																																																																																											
July	51	52	52	0	8																																																																																																																																											
August	59	62	62	0	19																																																																																																																																											
September	28	31	31	0	5																																																																																																																																											
October	33	36	36	0	13																																																																																																																																											
November	24	27	27	0	14																																																																																																																																											
December	91	101	101	0	31																																																																																																																																											
January	171	200	200	0	52																																																																																																																																											
February	24	43	43	0	4																																																																																																																																											
March	10	30	30	0	2																																																																																																																																											
April	28	37	37	0	6																																																																																																																																											
May	14	23	23	0	3																																																																																																																																											
June	37	41	41	0	6																																																																																																																																											
Total	570	683	683	0	160																																																																																																																																											
Month	2021	2022	2023																																																																																																																																													
JUL	52	15	26																																																																																																																																													
AUG	62	38																																																																																																																																														
SEP	31	13																																																																																																																																														
OCT	36	19																																																																																																																																														
NOV	27	9																																																																																																																																														
DEC	101	17																																																																																																																																														
JAN	200	13																																																																																																																																														
FEB	43	10																																																																																																																																														
MAR	30	5																																																																																																																																														
APR	37	6																																																																																																																																														
MAY	23	19																																																																																																																																														
JUN	41	30																																																																																																																																														



IMPROVING ACCESS TO HEALTHCARE IN DESERT HIGHLAND GATEWAY ESTATES RFP-20201001 - Monthly REPORT

Goal	Goal/ Objective/ Other Topics	Successes, Emergent Issues, Challenges, Findings, and Supporting Information (Graphs, reports, indicator results, etc.)															
3. Community Education Event	Conduct community education events and activities to address health care and other wellness topics	No activities to report during this period.															
4. Enabling Services	By June 30, 2024, provide 600 individuals with assistance for applications, retention, addressing issues with their healthcare coverage and/or enabling services.	<p>During this reporting period, Borrego Health provided services to two (2) uninsured patients.</p> <p>As standard practice, pediatric patients who need routine physical exams and or immunizations are screened, and if they meet program requirements, are granted temporary Medi-cal thru the Child Health Disability Prevention program and referred to our Care Coordinator Specialist (CCS) for permanent insurance enrollment assistance.</p> <p>Adult and pediatric patients seeking COVID-related services such as testing and or vaccines are provided care at no cost. Adult uninsured patients are also referred to our CCS for program or insurance enrollment.</p> <p>The table below shows the total number of patients seen since the launch of services on July 12, 2021, up to this reporting period who lacked insurance coverage and were successfully enrolled in a health program or insurance.</p> <table border="1" style="width: 100%; border-collapse: collapse; margin-top: 10px;"> <thead> <tr style="background-color: #1a3d54; color: white;"> <th colspan="5" style="text-align: center;">Year 2</th> </tr> <tr style="background-color: #4b3697; color: white;"> <th style="text-align: center;"><i>Month</i></th> <th style="text-align: center;">Total Patients Served (insured + Uninsured)</th> <th style="text-align: center;">Total Visits (Insured + Uninsured)</th> <th style="text-align: center;">Total Patients seen -Uninsured</th> <th style="text-align: center;">Patients Enrolled in Health Insurance</th> </tr> </thead> <tbody> <tr style="background-color: #c85134; color: white;"> <td style="text-align: center;">July</td> <td style="text-align: center;">26</td> <td style="text-align: center;">26</td> <td style="text-align: center;">2</td> <td style="text-align: center;">0</td> </tr> </tbody> </table>	Year 2					<i>Month</i>	Total Patients Served (insured + Uninsured)	Total Visits (Insured + Uninsured)	Total Patients seen -Uninsured	Patients Enrolled in Health Insurance	July	26	26	2	0
Year 2																	
<i>Month</i>	Total Patients Served (insured + Uninsured)	Total Visits (Insured + Uninsured)	Total Patients seen -Uninsured	Patients Enrolled in Health Insurance													
July	26	26	2	0													



IMPROVING ACCESS TO HEALTHCARE IN DESERT HIGHLAND GATEWAY ESTATES

RFP-20201001 - Monthly REPORT

Goal	Goal/ Objective/ Other Topics	Successes, Emergent Issues, Challenges, Findings, and Supporting Information (Graphs, reports, indicator results, etc.)				
		Year 2				
		Month	Total Patients Served (insured + Uninsured)	Total Visits (Insured + Uninsured)	Total Patients seen -Uninsured	Patients Enrolled in Health Insurance
		July	15	15	4	9
		August	38	38	9	4
		September	12	13	5	2
		October	19	19	1	0
		November	9	9	1	0
		December	17	17	2	4
		January	12	13	3	0
		February	10	10	3	1
		March	5	5	0	0
		April	6	6	3	2
		May	17	19	4	6
		June	28	30	2	4
		Total	188	194	37	32
		Year 1				
		Month	Total Patients Served (insured + Uninsured)	Total Visits (Insured + Uninsured)	Total Patients seen -Uninsured	Patients Enrolled in Health Insurance
		July	51	52	8	0
		August	59	62	19	12
		September	28	31	5	8
		October	33	36	13	11
		November	24	27	14	7
		December	91	101	31	7
		January	171	200	52	16
		February	35	43	4	14
		March	20	30	2	6
		April	28	37	6	13
		May	21	23	3	9
		June	36	41	6	11
		Total	597	683	163	114



IMPROVING ACCESS TO HEALTHCARE IN DESERT HIGHLAND GATEWAY ESTATES RFP-20201001 - Monthly REPORT

Goal	Goal/ Objective/ Other Topics	Successes, Emergent Issues, Challenges, Findings, and Supporting Information (Graphs, reports, indicator results, etc.)																																																												
5. Teen Health	<p>Include a teen health component that addresses risk behaviors. By June 30, 2024, 300 unduplicated teens will have participated in educational activities or received health care services.</p>	<p>During this reporting period, eight (8) teens were served between the ages of twelve (12) to nineteen (19) years old.</p> <table border="1" style="width: 100%; border-collapse: collapse; margin-top: 10px;"> <thead> <tr style="background-color: #1a3d54; color: white;"> <th colspan="4" style="text-align: center;">Teen Health Visits 2021 - Present</th> </tr> <tr style="background-color: #800000; color: white;"> <th style="text-align: center;">Month</th> <th style="text-align: center;">2021 – 2022</th> <th style="text-align: center;">2022 – 2023</th> <th style="text-align: center;">2023 – 2024</th> </tr> </thead> <tbody> <tr><td style="background-color: #800000; color: white;">July</td><td style="text-align: center;">38</td><td style="text-align: center;">6</td><td style="text-align: center;">8</td></tr> <tr><td style="background-color: #800000; color: white;">August</td><td style="text-align: center;">36</td><td style="text-align: center;">11</td><td></td></tr> <tr><td style="background-color: #800000; color: white;">September</td><td style="text-align: center;">5</td><td style="text-align: center;">1</td><td></td></tr> <tr><td style="background-color: #800000; color: white;">October</td><td style="text-align: center;">15</td><td style="text-align: center;">1</td><td></td></tr> <tr><td style="background-color: #800000; color: white;">November</td><td style="text-align: center;">6</td><td style="text-align: center;">3</td><td></td></tr> <tr><td style="background-color: #800000; color: white;">December</td><td style="text-align: center;">10</td><td style="text-align: center;">3</td><td></td></tr> <tr><td style="background-color: #800000; color: white;">January</td><td style="text-align: center;">34</td><td style="text-align: center;">1</td><td></td></tr> <tr><td style="background-color: #800000; color: white;">February</td><td style="text-align: center;">6</td><td style="text-align: center;">1</td><td></td></tr> <tr><td style="background-color: #800000; color: white;">March</td><td style="text-align: center;">1</td><td style="text-align: center;">2</td><td></td></tr> <tr><td style="background-color: #800000; color: white;">April</td><td style="text-align: center;">10</td><td style="text-align: center;">2</td><td></td></tr> <tr><td style="background-color: #800000; color: white;">May</td><td style="text-align: center;">1</td><td style="text-align: center;">0</td><td></td></tr> <tr><td style="background-color: #800000; color: white;">June</td><td style="text-align: center;">21</td><td style="text-align: center;">6</td><td></td></tr> <tr style="background-color: #cccccc;"> <td style="background-color: #800000; color: white;">Total</td> <td style="text-align: center;">183</td> <td style="text-align: center;">37</td> <td style="text-align: center;">8</td> </tr> </tbody> </table>	Teen Health Visits 2021 - Present				Month	2021 – 2022	2022 – 2023	2023 – 2024	July	38	6	8	August	36	11		September	5	1		October	15	1		November	6	3		December	10	3		January	34	1		February	6	1		March	1	2		April	10	2		May	1	0		June	21	6		Total	183	37	8
Teen Health Visits 2021 - Present																																																														
Month	2021 – 2022	2022 – 2023	2023 – 2024																																																											
July	38	6	8																																																											
August	36	11																																																												
September	5	1																																																												
October	15	1																																																												
November	6	3																																																												
December	10	3																																																												
January	34	1																																																												
February	6	1																																																												
March	1	2																																																												
April	10	2																																																												
May	1	0																																																												
June	21	6																																																												
Total	183	37	8																																																											



DESERT HEALTHCARE FOUNDATION
FINANCE, ADMINISTRATION, REAL ESTATE, AND LEGAL COMMITTEE
September 13, 2023

Directors Present via Video Conference	District Staff Present via Video Conference	Absent
Vice-President Carmina Zavala, PsyD Director Leticia De Lara, MPA	Chris Christensen, Chief Administration Officer Donna Craig, Chief Program Officer Alejandro Espinoza, Chief of Community Engagement Eric Taylor, Accounting Manager Andrea S. Hayles, Board Relations Officer	Chair/Treasurer Arthur Shorr Conrado E. Bázquez, MD, Chief Executive Officer

AGENDA ITEMS	DISCUSSION	ACTION
I. Call to Order	Director De Lara called the meeting to order at 6:01 p.m.	
II. Approval of Agenda	Director De Lara asked for a motion to approve the agenda.	Moved and seconded by Vice-President Zavala and Director De Lara to approve the agenda. Motion passed unanimously.
III. Public Comment	There was no public comment	
IV. Approval of Minutes 1. Minutes – Meeting July 19, 2023	Director De Lara asked for a motion to approve the minutes of the July 19, 2023, F&A Committee meeting.	Moved and seconded by Vice-President Zavala and Director De Lara to approve the July 19, 2023, meeting minutes. Motion passed unanimously.
V. CEO Report	There was no CEO Report.	
VI. Financial Report 1. Financial Statements 2. Deposits 3. Check Register 4. Credit Card Expenditures 5. General Grants Schedule	Chris Christensen, CAO, reviewed the July and August financials with the committee describing the restricted funds and grants payables, check register, and the grants payment schedule.	Moved and seconded by Vice-President Zavala and Director De Lara to approve the July and August 2023 financials and forward to the board for approval. Motion passed unanimously.
VII. Other Matters	There are no other matters.	
VIII. Adjournment	Director De Lara adjourned the meeting at 6:16 p.m.	Audio recording available on the website at http://dhcd.org/Agendas-and-Documents

ATTEST: _____
 Leticia De Lara, Director, Board of Directors
 Finance & Administration Committee Chair
 Desert Healthcare Foundation Board of Directors

Minutes respectfully submitted by Andrea S. Hayles, Board Relations Officer