



**DESERT HEALTHCARE FOUNDATION
PROGRAM COMMITTEE
Program Committee Meeting
April 11, 2023
5:30 P.M.**

Immediately Following the Program Committee District Meeting

Regional Access Project Foundation
Suite G100
41-550 Eclectic Street, Palm Desert, California 92211

This meeting is handicapped-accessible

In lieu of attending the meeting in person, members of the public can participate by webinar using the following Zoom link:

<https://us02web.zoom.us/j/88994867070?pwd=aGMzRWZlZDhlcjJhVQZhpRWl0Zz09>

Password: 295634

Members of the public may also participate by telephone, using the following dial-in information:

Dial in #: (669) 900-6833 or (833) 548-0276

Webinar ID: 889 9486 7070

<i>Page(s)</i>	AGENDA	<i>Item Type</i>
	I. Call to Order – President Evett PerezGil, Committee Chairperson	
1-2	II. Approval of Agenda	Action
3-5	III. Meeting Minutes 1. March 14, 2023	Action
	IV. Public Comments At this time, comments from the audience may be made on items <u>not</u> listed on the agenda that are of public interest and within the subject-matter jurisdiction of the District. The Committee has a policy of limiting speakers to not more than three minutes. The Committee cannot take action on items not listed on the agenda. Public input may be offered on an agenda item when it comes up for discussion and/or action.	
6	V. Old Business 1. Grant Payment Schedules 2. Coachella Valley Equity Collaborative a. COVID-19 Testing and Vaccinations 3. Clinical Mobile Unit a. Examinations, Vaccinations, & Site Visits 4. Advancing the District’s Role in Addressing the Healthcare Needs of Black Communities in the Coachella Valley	Information Information Information Information



**DESERT HEALTHCARE FOUNDATION
PROGRAM COMMITTEE
Program Committee Meeting
April 11, 2023
5:30 P.M.**

Immediately Following the Program Committee District Meeting

Regional Access Project Foundation
Suite G100
41-550 Eclectic Street, Palm Desert, California 92211

This meeting is handicapped-accessible

In lieu of attending the meeting in person, members of the public can participate by webinar using the following Zoom link:

<https://us02web.zoom.us/j/88994867070?pwd=aGMzRWZlZDhQRFJsT2hVQzhpRWl0Zz09>

Password: 295634

Members of the public may also participate by telephone, using the following dial-in information:

Dial in #: (669) 900-6833 or (833) 548-0276

Webinar ID: 889 9486 7070

- 7-20 a. Improving Access to Healthcare in DHGE – February 2023 Report – Borrego Health Foundation
- 21 b. Black and African American Healthcare scholarship program

22-34	VI. Program Updates	
	1. Progress and Final Report Update	Information

35	VII. Behavioral Health Initiative	
	1. Fentanyl Crisis Reduction Efforts in the Coachella Valley – Riverside County University Health Systems (RUHS) Riverside Overdose Data to Action (RODA) Community Action Plan	Information

VIII. Committee Member Comments

IX. Adjournment

Next Scheduled Meeting May 09, 2023

The undersigned certifies that a copy of this agenda was posted in the front entrance to the Desert Healthcare District offices located at 1140 North Indian Canyon Drive, Palm Springs, California, and the front entrance of the Desert Healthcare District located at the Regional Access Project Foundation, 41550 Eclectic Street, Suite G 100, Palm Desert California at least 72 hours prior to the meeting.

If you have any disability which would require accommodation to enable you to participate in this meeting, please email Andrea S. Hayles, Special Assistant to the CEO and Board Relations Officer, at ahayles@dhcd.org or call (760) 567-0298 at least 72 hours prior to the meeting.

Andrea S. Hayles

Andrea S. Hayles, Board Relations Officer



**DESERT HEALTHCARE FOUNDATION
PROGRAM COMMITTEE MEETING
MEETING MINUTES
March 14, 2023**

Directors & Community Members Present	District Staff Present via Video Conference	Absent
President Evett PerezGil Vice-President Carmina Zavala, PsyD Director Leticia De Lara, MPA	Conrado E. Bázaga, MD, Chief Executive Officer Chris Christensen, CAO Donna Craig, Chief Program Officer Jana Trew, Senior Program Officer, Behavioral Health Meghan Kane, MPH, Senior Program Officer, Public Health Andrea S. Hayles, Board Relations Officer	Alejandro Espinoza, Chief of Community Engagement

AGENDA ITEMS	DISCUSSION	ACTION
I. Call to Order	The meeting was called to order at 5:22 p.m. by Chair PerezGil.	
II. Approval of Agenda	Chair PerezGil asked for a motion to approve the agenda.	Moved and seconded by Director De Lara and Vice-President Zavala to approve the agenda. Motion passed unanimously.
III. Meeting Minutes 1. February 14, 2023	Chair PerezGil asked for a motion to approve the February 14, 2023, meeting minutes.	Moved and seconded by Director De Lara and Vice-President Zavala to approve the February 14, 2023, meeting minutes. Motion passed unanimously
IV. Public Comment	There was no public comment.	
V. Old Business		
1. Grant Payment Schedules	Chair PerezGil inquired with the committee concerning any questions related to the grant payment schedules. There were no questions or comments.	
2. Coachella Valley Equity Collaborative a. Vaccination, Education, and Outreach	Conrado Bázaga, MD, CEO, described the ongoing work of the Coachella Valley Equity Collaborative vaccinations and partnerships with the mobile unit delivering more vaccinations	

**DESERT HEALTHCARE FOUNDATION
PROGRAM COMMITTEE MEETING
MEETING MINUTES
March 14, 2023**

<p>3. Advancing the District’s Role in Addressing the Healthcare Needs of Black Communities in the Coachella Valley</p> <p>a. Improving Access to Healthcare in DHGE – January 2023 Report – Borrego Health Foundation</p> <p>b. Black and African American Healthcare scholarship program</p>	<p>to connect community members with healthcare and medication. Staff is awaiting federal government grant approval to administer the COVID vaccinations to the senior centers.</p> <p>Chair PerezGil inquired with the committee concerning any questions about Borrego Health Community Foundation’s January 2024 report for improving access to healthcare in Desert Highland Gateway Estates.</p> <p>Director De Lara inquired about resuming the dental services and media publicity to the community. Dr. Bárzaga, CEO, explained commencing communications and marketing efforts when proceeding with the dental services, further describing the recent meetings with Borrego and Desert Highland Gateway Estates community members.</p> <p>Donna Craig, Chief Program Officer, described the recent meetings, 11 scholarship recipients, the graduates, those remaining in the Coachella Valley to pursue nursing degrees, the active participants, and applications underway.</p>	
<p>VI. Program Updates</p> <p>1. Progress and Final Reports Update</p>	<p>There were no updates on the progress and final reports.</p>	
<p>VII. Behavioral Health Initiative</p>		



**DESERT HEALTHCARE FOUNDATION
PROGRAM COMMITTEE MEETING
MEETING MINUTES
March 14, 2023**

<p>1. Fentanyl Crisis Reduction Efforts in the Coachella Valley – Riverside County University Health Systems (RUHS) Riverside Overdose Data to Action (RODA) Community Action Plan</p>	<p>Jana Trew, Senior Program Officer, Behavioral Health, described the upcoming Behavioral Health Collective convening, women’s health focus in March, the scope of work to RUHS for the fentanyl crisis reduction efforts in the Coachella Valley, and the collaborative meeting to expand awareness in the Coachella Valley.</p>	
<p>VIII. Committee Member Comments</p>	<p>In response to an inquiry from the committee, Linda Evans, Chief Strategy Officer, DCN, DRMC, described the decrease in COVID-positive patients at Desert Regional Medical Center and JFK Memorial Hospital, including no extensive ICU or mortality rates.</p>	
<p>IX. Adjournment</p>	<p>Chair PerezGil adjourned the meeting at 5:47 p.m.</p>	<p>Audio recording available on the website at http://dhcd.org/Agendas-and-Documents</p>

ATTEST: _____
 Evett PerezGil, Chair/President, Board of Directors
 Program Committee

Minutes respectfully submitted by Andrea S. Hayles, Board Relations Officer

**DESERT HEALTHCARE FOUNDATION
OUTSTANDING GRANTS AND GRANT PAYMENT SCHEDULE**

March 31, 2023

TWELVE MONTHS ENDING JUNE 30, 2023

A/C 2190 and A/C 2186-Long term		6/30/2022	New Grants	3/31/2023		
		Open	Current Yr	Total Paid	Open	
Grant ID Nos.	Name	BALANCE	2022-2023	July-June	BALANCE	
Health Portal	Remaining Collective Funds-Mayor's Race & DHCF	\$ 67,117		\$ 46,095	\$ 21,022	HP-cvHIP
BOD - 04/24/18 & 06/28/22	Behavioral Health Initiative Collective Fund + Expansion	\$ 3,297,169		\$ 631,666	\$ 2,665,503	Behavioral Health
BOD - 06/26/18 BOD	Avery Trust Funds-Committed to Pulmonary services	\$ 720,282		\$ 185,098	\$ 535,184	Avery Trust
BOD - 6/25/19 BOD (#1006)	DHCD - Homelessness Initiative Collective Fund	\$ 94,057		\$ 22,500	\$ 71,557	Homelessness
BOD - 02/23/21 BOD (#1148)	OneFuture - Black and African American Healthcare Scholarship - 2 yrs	\$ 65,000		\$ 45,000	\$ 20,000	
BOD - 07/27/21 BOD (#1288)	Borrego Community - Improving Access to Healthcare - 3 yrs	\$ 545,000		\$ 92,271	\$ 452,729	
F&A - 6/11/19, 6/09/20, 6/22/21 Res. NO. 21-02, 22-17	Prior Year Commitments & Carry-Over Funds	\$ 1,544,156		\$ -	\$ 1,544,156	
TOTAL GRANTS		\$ 6,332,781	\$ -	\$ 1,022,630	\$ 5,310,152	
Summary: As of 03/31/2023		Uncommitted & Available				
Health Portal (CVHIP):	\$ 21,022	\$ 21,022				
Behavioral Health Initiative Collective Fund	\$ 2,665,503	\$ 805,028				
Avery Trust - Pulmonary Services	\$ 535,184	\$ 485,438				
West Valley Homelessness Initiative	\$ 71,557	\$ 71,557				
Healthcare Needs of Black Communities	\$ 472,729	\$ -				
Prior Year Commitments & Carry-Over Funds	\$ 1,544,156	\$ 1,544,156				
Total	\$ 5,310,151	\$ 2,927,201				
Amts available/remaining for Grant/Programs - FY 2022-23:			FY23 Grant Budget	Social Services Fund #5054		
Amount budgeted 2022-2023		\$ 530,000	\$ 500,000	Budget	\$ 60,000	
Amount granted year to date		\$ -	\$ 30,000	DRMC Auxiliary	\$ 14,000	Spent YTD
Mini Grants:				Eisenhower	\$ 6,000	
Net adj - Grants not used:				Balance Available	\$ 40,000	
Contributions / Additional Funding						
Prior Year Commitments & Carry-Over Funds	FY19-20 \$284,156; FY20-21 \$730,000; FY21-22 \$530,000	\$ 1,544,156				
Balance available for Grants/Programs		\$ 2,074,156				



IMPROVING ACCESS TO HEALTHCARE IN DESERT HIGHLAND GATEWAY ESTATES

RFP-20201001 - Monthly REPORT

Report Period: 02/01/2023 – 02/28/2023
 (Monthly report due the 15th of each month)

Report by: Heidi Galicia, Dir. School Base Health / Mobile Services

Program/Project Information:

Grant # 1288

Project Title: Improving Access to Healthcare in Desert Highland Gateway Estates

Start Date: 07/01/2021

End Date: 06/30/2024

Term: 36 Months

Grant Amount: \$575,000

Executive Summary: Borrego Health is committed to providing and increasing access to healthcare services for those living in Desert Highland Gateway Estates and the surrounding communities. This funding will provide support for a pilot mobile services program and begin to assess the sustainability of a more permanent healthcare program within the community. It is anticipated that 2,913 medical and dental visits will be conducted with part-time mobile services in the community.

Goal	Goal/ Objective/ Other Topics	Successes, Emergent Issues, Challenges Findings, and Supporting Information (Graphs, reports, indicator results, etc.)
1. collaboration	<p>Through a multifaceted approach, Borrego Health intends to develop a collaborative relationship with the DHG Health and Wellness Committee. The team is committed to participation in meetings as desired by the committee to ensure open dialogue as to the perceptions of health issues. The committee will be informed of all planned schedules and activities on a monthly basis in advance to encourage support and participation. Any changes will be clearly communicated to avoid any misunderstanding.</p>	<p>The Borrego Mobile team and leadership continue to fully engage and regularly meet with members of the Desert Highland Gateway Estates Wellness committee to provide updates regarding the utilization of services, activities, and challenges. Although the goal is to meet on a monthly basis, for this reporting period, no meeting took place. A meeting will be scheduled for the month of March.</p> <p>Borrego Updates:</p> <p>02/02/2023 – Dr. Silas Gyimah, MD is appointed as Associate Chief Medical Officer</p> <p>02/03/2023 – Borrego Health’s Board of trustees identified DAP Health as the stalking horse bidder. (A stalking horse bidder works as the base price and terms for the official auction)</p> <p>02/06/2023 – Official auction took place. Multiple organizations and their representatives, attorneys and advisors participated, demonstrating great interest in ensuring the long-term success of our mission.</p> <p>02/14/2023 - Board of Trustees selects DAP Health in partnership with Neighborhood Healthcare and Inncare as bid winners, to secure our future into the future.</p> <p>02/21/2023 – Bankruptcy Court hearing has been scheduled for March 1st. During this hearing, the bid winner and transitional plan/proposal will be presented to the court seeking approval.</p> <p>Throughout this process, we will continue to operate under the normal course of business. We are confident about the stability this process will eventually bring for Borrego Health and those we serve. We will continue to share updates, as they are available.</p>



IMPROVING ACCESS TO HEALTHCARE IN DESERT HIGHLAND GATEWAY ESTATES

RFP-20201001 - Monthly REPORT

Goal	Goal/ Objective/ Other Topics	Successes, Emergent Issues, Challenges Findings, and Supporting Information (Graphs, reports, indicator results, etc.)																																																																																																																																																												
2. services	By June 30, 2024, a minimum of 2053 patient care medical visits and 860 dental visits will be provided.	<p>During this reporting period, available Mobile Medical services continue to be promoted thru social media and marketed thru flyer distribution at local businesses, apartment complexes, churches, local school districts, and at the James O Jessie Unity Center. The table below shows the total number of patients seen since the launch of services on July 12, 2021, up to this reporting period.</p> <table border="1" style="width: 100%; border-collapse: collapse; margin-bottom: 10px;"> <thead> <tr style="background-color: #cccccc;"> <th colspan="6" style="text-align: center;">Year 1</th> </tr> <tr style="background-color: #800000; color: white;"> <th style="text-align: center;">Month</th> <th style="text-align: center;">Number of Patients Served</th> <th style="text-align: center;">Number of Visits</th> <th style="text-align: center;">Medical Visits</th> <th style="text-align: center;">Dental Visits</th> <th style="text-align: center;">Total Uninsured</th> </tr> </thead> <tbody> <tr><td>July</td><td style="text-align: center;">51</td><td style="text-align: center;">52</td><td style="text-align: center;">52</td><td style="text-align: center;">0</td><td style="text-align: center;">8</td></tr> <tr><td>August</td><td style="text-align: center;">59</td><td style="text-align: center;">62</td><td style="text-align: center;">62</td><td style="text-align: center;">0</td><td style="text-align: center;">19</td></tr> <tr><td>September</td><td style="text-align: center;">28</td><td style="text-align: center;">31</td><td style="text-align: center;">31</td><td style="text-align: center;">0</td><td style="text-align: center;">5</td></tr> <tr><td>October</td><td style="text-align: center;">33</td><td style="text-align: center;">36</td><td style="text-align: center;">36</td><td style="text-align: center;">0</td><td style="text-align: center;">13</td></tr> <tr><td>November</td><td style="text-align: center;">24</td><td style="text-align: center;">27</td><td style="text-align: center;">27</td><td style="text-align: center;">0</td><td style="text-align: center;">14</td></tr> <tr><td>December</td><td style="text-align: center;">91</td><td style="text-align: center;">101</td><td style="text-align: center;">101</td><td style="text-align: center;">0</td><td style="text-align: center;">31</td></tr> <tr><td>January</td><td style="text-align: center;">171</td><td style="text-align: center;">200</td><td style="text-align: center;">200</td><td style="text-align: center;">0</td><td style="text-align: center;">52</td></tr> <tr><td>February</td><td style="text-align: center;">24</td><td style="text-align: center;">43</td><td style="text-align: center;">43</td><td style="text-align: center;">0</td><td style="text-align: center;">4</td></tr> <tr><td>March</td><td style="text-align: center;">10</td><td style="text-align: center;">30</td><td style="text-align: center;">30</td><td style="text-align: center;">0</td><td style="text-align: center;">2</td></tr> <tr><td>April</td><td style="text-align: center;">28</td><td style="text-align: center;">37</td><td style="text-align: center;">37</td><td style="text-align: center;">0</td><td style="text-align: center;">6</td></tr> <tr><td>May</td><td style="text-align: center;">14</td><td style="text-align: center;">23</td><td style="text-align: center;">23</td><td style="text-align: center;">0</td><td style="text-align: center;">3</td></tr> <tr><td>June</td><td style="text-align: center;">37</td><td style="text-align: center;">41</td><td style="text-align: center;">41</td><td style="text-align: center;">0</td><td style="text-align: center;">6</td></tr> <tr style="background-color: #800000; color: white;"> <td>Total</td> <td style="text-align: center;">570</td> <td style="text-align: center;">683</td> <td style="text-align: center;">683</td> <td style="text-align: center;">0</td> <td style="text-align: center;">160</td> </tr> </tbody> </table> <table border="1" style="width: 100%; border-collapse: collapse;"> <thead> <tr style="background-color: #cccccc;"> <th colspan="6" style="text-align: center;">Year 2</th> </tr> <tr style="background-color: #800000; color: white;"> <th style="text-align: center;">Month</th> <th style="text-align: center;">Number of Patients Served</th> <th style="text-align: center;">Number of Visits</th> <th style="text-align: center;">Medical Visits</th> <th style="text-align: center;">Dental Visits</th> <th style="text-align: center;">Total Uninsured</th> </tr> </thead> <tbody> <tr><td>July</td><td style="text-align: center;">15</td><td style="text-align: center;">15</td><td style="text-align: center;">15</td><td style="text-align: center;">0</td><td style="text-align: center;">4</td></tr> <tr><td>August</td><td style="text-align: center;">38</td><td style="text-align: center;">38</td><td style="text-align: center;">38</td><td style="text-align: center;">0</td><td style="text-align: center;">9</td></tr> <tr><td>September</td><td style="text-align: center;">12</td><td style="text-align: center;">13</td><td style="text-align: center;">13</td><td style="text-align: center;">0</td><td style="text-align: center;">5</td></tr> <tr><td>October</td><td style="text-align: center;">19</td><td style="text-align: center;">19</td><td style="text-align: center;">19</td><td style="text-align: center;">0</td><td style="text-align: center;">1</td></tr> <tr><td>November</td><td style="text-align: center;">9</td><td style="text-align: center;">9</td><td style="text-align: center;">9</td><td style="text-align: center;">0</td><td style="text-align: center;">1</td></tr> <tr><td>December</td><td style="text-align: center;">17</td><td style="text-align: center;">17</td><td style="text-align: center;">17</td><td style="text-align: center;">0</td><td style="text-align: center;">2</td></tr> <tr><td>January</td><td style="text-align: center;">12</td><td style="text-align: center;">13</td><td style="text-align: center;">13</td><td style="text-align: center;">0</td><td style="text-align: center;">3</td></tr> <tr><td>February</td><td style="text-align: center;">10</td><td style="text-align: center;">10</td><td style="text-align: center;">10</td><td style="text-align: center;">0</td><td style="text-align: center;">3</td></tr> <tr style="background-color: #800000; color: white;"> <td>Total</td> <td style="text-align: center;">132</td> <td style="text-align: center;">134</td> <td style="text-align: center;">134</td> <td style="text-align: center;">0</td> <td style="text-align: center;">28</td> </tr> </tbody> </table>	Year 1						Month	Number of Patients Served	Number of Visits	Medical Visits	Dental Visits	Total Uninsured	July	51	52	52	0	8	August	59	62	62	0	19	September	28	31	31	0	5	October	33	36	36	0	13	November	24	27	27	0	14	December	91	101	101	0	31	January	171	200	200	0	52	February	24	43	43	0	4	March	10	30	30	0	2	April	28	37	37	0	6	May	14	23	23	0	3	June	37	41	41	0	6	Total	570	683	683	0	160	Year 2						Month	Number of Patients Served	Number of Visits	Medical Visits	Dental Visits	Total Uninsured	July	15	15	15	0	4	August	38	38	38	0	9	September	12	13	13	0	5	October	19	19	19	0	1	November	9	9	9	0	1	December	17	17	17	0	2	January	12	13	13	0	3	February	10	10	10	0	3	Total	132	134	134	0	28
Year 1																																																																																																																																																														
Month	Number of Patients Served	Number of Visits	Medical Visits	Dental Visits	Total Uninsured																																																																																																																																																									
July	51	52	52	0	8																																																																																																																																																									
August	59	62	62	0	19																																																																																																																																																									
September	28	31	31	0	5																																																																																																																																																									
October	33	36	36	0	13																																																																																																																																																									
November	24	27	27	0	14																																																																																																																																																									
December	91	101	101	0	31																																																																																																																																																									
January	171	200	200	0	52																																																																																																																																																									
February	24	43	43	0	4																																																																																																																																																									
March	10	30	30	0	2																																																																																																																																																									
April	28	37	37	0	6																																																																																																																																																									
May	14	23	23	0	3																																																																																																																																																									
June	37	41	41	0	6																																																																																																																																																									
Total	570	683	683	0	160																																																																																																																																																									
Year 2																																																																																																																																																														
Month	Number of Patients Served	Number of Visits	Medical Visits	Dental Visits	Total Uninsured																																																																																																																																																									
July	15	15	15	0	4																																																																																																																																																									
August	38	38	38	0	9																																																																																																																																																									
September	12	13	13	0	5																																																																																																																																																									
October	19	19	19	0	1																																																																																																																																																									
November	9	9	9	0	1																																																																																																																																																									
December	17	17	17	0	2																																																																																																																																																									
January	12	13	13	0	3																																																																																																																																																									
February	10	10	10	0	3																																																																																																																																																									
Total	132	134	134	0	28																																																																																																																																																									



IMPROVING ACCESS TO HEALTHCARE IN DESERT HIGHLAND GATEWAY ESTATES

RFP-20201001 - Monthly REPORT

Goal	Goal/ Objective/ Other Topics	Successes, Emergent Issues, Challenges Findings, and Supporting Information (Graphs, reports, indicator results, etc.)																											
		<p>The graph below represents the total visits occurred in the months of July 2021 – January 2022 vs those that occurred in July 2022 - January 2023</p> <div style="text-align: center;"> <table border="1" style="margin: 10px auto; border-collapse: collapse;"> <caption>2021 vs 2022 Monthly Visits</caption> <thead> <tr> <th>Month</th> <th>2021 Visits</th> <th>2022 Visits</th> </tr> </thead> <tbody> <tr> <td>JUL</td> <td>52</td> <td>15</td> </tr> <tr> <td>AUG</td> <td>62</td> <td>38</td> </tr> <tr> <td>SEP</td> <td>31</td> <td>13</td> </tr> <tr> <td>OCT</td> <td>36</td> <td>19</td> </tr> <tr> <td>NOV</td> <td>27</td> <td>9</td> </tr> <tr> <td>DEC</td> <td>101</td> <td>17</td> </tr> <tr> <td>JAN</td> <td>200</td> <td>13</td> </tr> <tr> <td>FEB</td> <td>43</td> <td>10</td> </tr> </tbody> </table> </div> <p>Recent announcement from Governor Newsome to end the COVID state of Emergency as of February 28, 2023, brought optimism to our mobile dental team as this will mean the ability to return to normal operations including full use of mobile dental unit space. Our leadership team is currently working with the city of Palm Springs to amend the current MOU to include dental services as this was not in the original MOU and needed to be added before we begin. It is anticipated that Borrego Health's dental team will begin providing dental services at DHG in the month of March.</p>	Month	2021 Visits	2022 Visits	JUL	52	15	AUG	62	38	SEP	31	13	OCT	36	19	NOV	27	9	DEC	101	17	JAN	200	13	FEB	43	10
Month	2021 Visits	2022 Visits																											
JUL	52	15																											
AUG	62	38																											
SEP	31	13																											
OCT	36	19																											
NOV	27	9																											
DEC	101	17																											
JAN	200	13																											
FEB	43	10																											



IMPROVING ACCESS TO HEALTHCARE IN DESERT HIGHLAND GATEWAY ESTATES

RFP-20201001 - Monthly REPORT

Goal	Goal/ Objective/ Other Topics	Successes, Emergent Issues, Challenges Findings, and Supporting Information (Graphs, reports, indicator results, etc.)																																																																											
3. Community Education Event	Conduct community education events and activities to address health care and other wellness topics	<ul style="list-style-type: none"> The Desert X art piece at the James O Jessie Unity Center has brought several visitors that reside not only locally but also throughout the Coachella Valley, our mobile medical team has been able to interact with visitors informing them of the available services there at the center thru our mobile clinic. Some of the visitors have also been educated, offered and vaccinated with the Bivalent COVID19 Booster as well as flu shot. 																																																																											
4. Enabling Services	By June 30, 2024, provide 600 individuals with assistance for applications, retention, addressing issues with their healthcare coverage and/or enabling services.	<p>During this reporting period, Borrego Health’s Mobile Services team provided medical services to three (3) uninsured patients.</p> <p>Pediatric patients who needed routine physical exams and or immunizations were granted temporary Medi-cal thru the Child Health Disability Prevention program and referred to our Care Coordinator Specialist (CCS) for permanent insurance enrollment assistance.</p> <p>Adult and pediatric patients seen during this period who needed COVID-related services, testing, or vaccines were provided care at no cost. Adult uninsured patients were also referred to our CCS for program or insurance enrollment.</p> <p>The table below shows the total number of patients seen since the launch of services on July 12, 2021, up to this reporting period who lacked insurance coverage and were successfully enrolled in a health program or insurance.</p> <table border="1" style="width: 100%; border-collapse: collapse; margin-top: 10px;"> <thead> <tr style="background-color: #cccccc;"> <th colspan="5" style="text-align: center;">Year 1</th> </tr> <tr style="background-color: #800000; color: white;"> <th style="text-align: center;"><i>Month</i></th> <th style="text-align: center;">Total Patients Served (insured + Uninsured)</th> <th style="text-align: center;">Total Visits (Insured + Uninsured)</th> <th style="text-align: center;">Total Patients seen -Uninsured</th> <th style="text-align: center;">Patients Enrolled in Health Insurance</th> </tr> </thead> <tbody> <tr><td>July</td><td style="text-align: center;">51</td><td style="text-align: center;">52</td><td style="text-align: center;">8</td><td style="text-align: center;">0</td></tr> <tr><td>August</td><td style="text-align: center;">59</td><td style="text-align: center;">62</td><td style="text-align: center;">19</td><td style="text-align: center;">12</td></tr> <tr><td>September</td><td style="text-align: center;">28</td><td style="text-align: center;">31</td><td style="text-align: center;">5</td><td style="text-align: center;">8</td></tr> <tr><td>October</td><td style="text-align: center;">33</td><td style="text-align: center;">36</td><td style="text-align: center;">13</td><td style="text-align: center;">11</td></tr> <tr><td>November</td><td style="text-align: center;">24</td><td style="text-align: center;">27</td><td style="text-align: center;">14</td><td style="text-align: center;">7</td></tr> <tr><td>December</td><td style="text-align: center;">91</td><td style="text-align: center;">101</td><td style="text-align: center;">31</td><td style="text-align: center;">7</td></tr> <tr><td>January</td><td style="text-align: center;">171</td><td style="text-align: center;">200</td><td style="text-align: center;">52</td><td style="text-align: center;">16</td></tr> <tr><td>February</td><td style="text-align: center;">35</td><td style="text-align: center;">43</td><td style="text-align: center;">4</td><td style="text-align: center;">14</td></tr> <tr><td>March</td><td style="text-align: center;">20</td><td style="text-align: center;">30</td><td style="text-align: center;">2</td><td style="text-align: center;">6</td></tr> <tr><td>April</td><td style="text-align: center;">28</td><td style="text-align: center;">37</td><td style="text-align: center;">6</td><td style="text-align: center;">13</td></tr> <tr><td>May</td><td style="text-align: center;">21</td><td style="text-align: center;">23</td><td style="text-align: center;">3</td><td style="text-align: center;">9</td></tr> <tr><td>June</td><td style="text-align: center;">36</td><td style="text-align: center;">41</td><td style="text-align: center;">6</td><td style="text-align: center;">11</td></tr> <tr style="background-color: #cccccc;"> <td>Total</td> <td style="text-align: center;">597</td> <td style="text-align: center;">683</td> <td style="text-align: center;">163</td> <td style="text-align: center;">114</td> </tr> </tbody> </table>	Year 1					<i>Month</i>	Total Patients Served (insured + Uninsured)	Total Visits (Insured + Uninsured)	Total Patients seen -Uninsured	Patients Enrolled in Health Insurance	July	51	52	8	0	August	59	62	19	12	September	28	31	5	8	October	33	36	13	11	November	24	27	14	7	December	91	101	31	7	January	171	200	52	16	February	35	43	4	14	March	20	30	2	6	April	28	37	6	13	May	21	23	3	9	June	36	41	6	11	Total	597	683	163	114
Year 1																																																																													
<i>Month</i>	Total Patients Served (insured + Uninsured)	Total Visits (Insured + Uninsured)	Total Patients seen -Uninsured	Patients Enrolled in Health Insurance																																																																									
July	51	52	8	0																																																																									
August	59	62	19	12																																																																									
September	28	31	5	8																																																																									
October	33	36	13	11																																																																									
November	24	27	14	7																																																																									
December	91	101	31	7																																																																									
January	171	200	52	16																																																																									
February	35	43	4	14																																																																									
March	20	30	2	6																																																																									
April	28	37	6	13																																																																									
May	21	23	3	9																																																																									
June	36	41	6	11																																																																									
Total	597	683	163	114																																																																									



IMPROVING ACCESS TO HEALTHCARE IN DESERT HIGHLAND GATEWAY ESTATES

RFP-20201001 - Monthly REPORT

Goal	Goal/ Objective/ Other Topics	Successes, Emergent Issues, Challenges Findings, and Supporting Information (Graphs, reports, indicator results, etc.)																																																																																				
		<table border="1" style="width: 100%; border-collapse: collapse; text-align: center;"> <thead> <tr style="background-color: #cccccc;"> <th colspan="5">Year 2</th> </tr> <tr style="background-color: #800000; color: white;"> <th style="width: 15%;">Month</th> <th style="width: 20%;">Total Patients Served (insured + Uninsured)</th> <th style="width: 20%;">Total Visits (Insured + Uninsured)</th> <th style="width: 20%;">Total Patients seen -Uninsured</th> <th style="width: 25%;">Patients Enrolled in Health Insurance</th> </tr> </thead> <tbody> <tr><td>July</td><td>15</td><td>15</td><td>4</td><td>9</td></tr> <tr><td>August</td><td>38</td><td>38</td><td>9</td><td>4</td></tr> <tr><td>September</td><td>12</td><td>13</td><td>5</td><td>2</td></tr> <tr><td>October</td><td>19</td><td>19</td><td>1</td><td>0</td></tr> <tr><td>November</td><td>9</td><td>9</td><td>1</td><td>0</td></tr> <tr><td>December</td><td>17</td><td>17</td><td>2</td><td>4</td></tr> <tr><td>January</td><td>12</td><td>13</td><td>3</td><td>0</td></tr> <tr><td>February</td><td>10</td><td>10</td><td>3</td><td>1</td></tr> <tr style="background-color: #cccccc;"><td>Total</td><td>132</td><td>134</td><td>26</td><td>20</td></tr> </tbody> </table>	Year 2					Month	Total Patients Served (insured + Uninsured)	Total Visits (Insured + Uninsured)	Total Patients seen -Uninsured	Patients Enrolled in Health Insurance	July	15	15	4	9	August	38	38	9	4	September	12	13	5	2	October	19	19	1	0	November	9	9	1	0	December	17	17	2	4	January	12	13	3	0	February	10	10	3	1	Total	132	134	26	20																													
Year 2																																																																																						
Month	Total Patients Served (insured + Uninsured)	Total Visits (Insured + Uninsured)	Total Patients seen -Uninsured	Patients Enrolled in Health Insurance																																																																																		
July	15	15	4	9																																																																																		
August	38	38	9	4																																																																																		
September	12	13	5	2																																																																																		
October	19	19	1	0																																																																																		
November	9	9	1	0																																																																																		
December	17	17	2	4																																																																																		
January	12	13	3	0																																																																																		
February	10	10	3	1																																																																																		
Total	132	134	26	20																																																																																		
5. Teen Health	<p>Include a teen health component that addresses risk behaviors. By June 30, 2024, 300 unduplicated teens will have participated in educational activities or received health care services.</p>	<p>During this reporting period, one (1) teen was served between the age of twelve (12) to nineteen (19).</p> <table border="1" style="width: 100%; border-collapse: collapse; text-align: center; margin-bottom: 10px;"> <thead> <tr style="background-color: #cccccc;"> <th colspan="14">Year 1 -2021-2022</th> </tr> <tr style="background-color: #800000; color: white;"> <th></th> <th>Jul</th> <th>Aug</th> <th>Se p</th> <th>Oct</th> <th>Nov</th> <th>Dec</th> <th>Jan</th> <th>Feb</th> <th>Mar</th> <th>April</th> <th>May</th> <th>Jun</th> <th>Total</th> </tr> </thead> <tbody> <tr style="background-color: #800000; color: white;"> <th style="text-align: left;">Number of Visits</th> <td>38</td> <td>36</td> <td>5</td> <td>15</td> <td>6</td> <td>10</td> <td>34</td> <td>6</td> <td>1</td> <td>10</td> <td>0</td> <td>21</td> <td>148</td> </tr> </tbody> </table> <table border="1" style="width: 100%; border-collapse: collapse; text-align: center;"> <thead> <tr style="background-color: #cccccc;"> <th colspan="14">Year 2 – 2022-2023</th> </tr> <tr style="background-color: #800000; color: white;"> <th></th> <th>Jul</th> <th>Aug</th> <th>Se p</th> <th>Oct</th> <th>Nov</th> <th>Dec</th> <th>Jan</th> <th>Feb</th> <th>Mar</th> <th>April</th> <th>May</th> <th>Jun</th> <th>Total</th> </tr> </thead> <tbody> <tr style="background-color: #800000; color: white;"> <th style="text-align: left;">Number of Visits</th> <td>6</td> <td>11</td> <td>1</td> <td>1</td> <td>3</td> <td>3</td> <td>1</td> <td>1</td> <td></td> <td></td> <td></td> <td></td> <td>27</td> </tr> </tbody> </table>	Year 1 -2021-2022															Jul	Aug	Se p	Oct	Nov	Dec	Jan	Feb	Mar	April	May	Jun	Total	Number of Visits	38	36	5	15	6	10	34	6	1	10	0	21	148	Year 2 – 2022-2023															Jul	Aug	Se p	Oct	Nov	Dec	Jan	Feb	Mar	April	May	Jun	Total	Number of Visits	6	11	1	1	3	3	1	1					27
Year 1 -2021-2022																																																																																						
	Jul	Aug	Se p	Oct	Nov	Dec	Jan	Feb	Mar	April	May	Jun	Total																																																																									
Number of Visits	38	36	5	15	6	10	34	6	1	10	0	21	148																																																																									
Year 2 – 2022-2023																																																																																						
	Jul	Aug	Se p	Oct	Nov	Dec	Jan	Feb	Mar	April	May	Jun	Total																																																																									
Number of Visits	6	11	1	1	3	3	1	1					27																																																																									

Borrego Health Data Updates



Patient visits July 2022 – Present

RFP - Desert Highland Gateway Estates (July 1, 2022 - June 30, 2023)

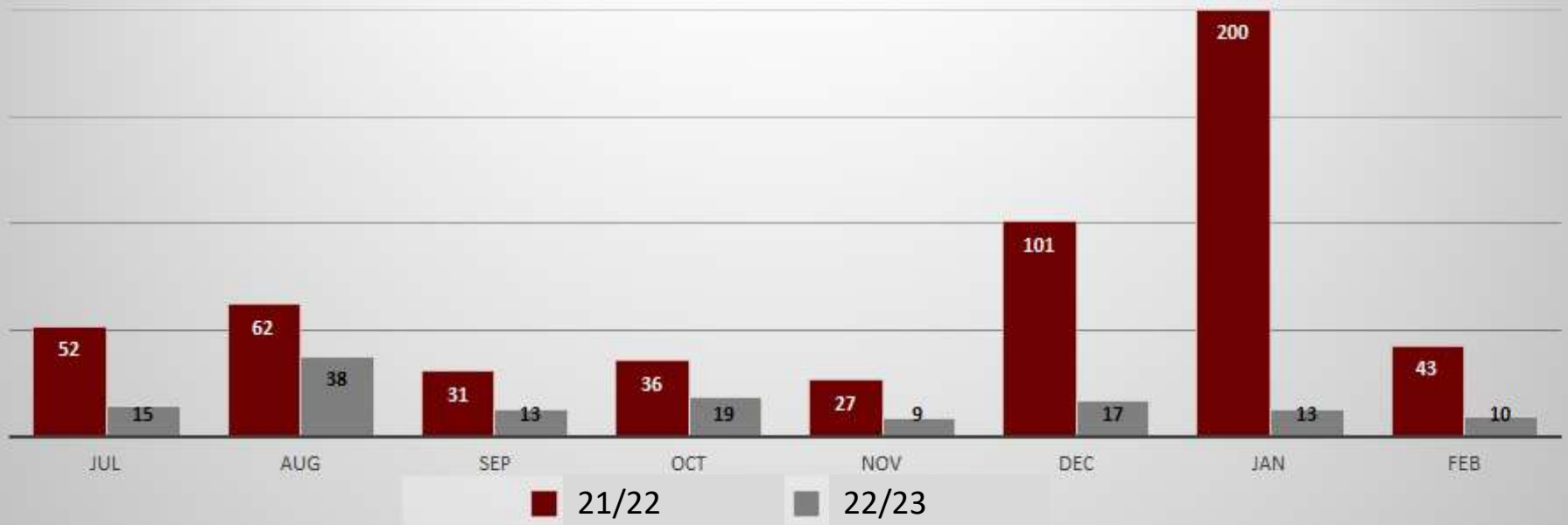
		6-Jul	13-Jul	20-Jul	27-Jul	3-Aug	10-Aug	17-Aug	24-Aug	31-Aug	7-Sep	14-Sep	21-Sep	28-Sep	5-Oct	12-Oct	19-Oct	26-Oct			
Total Peds	Goal	0	1	1	0	2	6	1	2	3	2	0	1	3	0	3	3	1			
Total Teens	684	3	0	2	1	1	4	1	5	0	1	0	0	0	0	0	1	0			
Total Adult		3	1	2	1	6	3	0	3	1	1	3	2	0	1	1	1	8			
Uninsured		2	0	2	1	2	5	0	2	0	2	1	0	2	0	0	1	0			
July Total Served					15	AUG Total Served					38	September Total Served				13	October Total Served				19
July Uninsured					5	AUG Uninsured					9	September Uninsured				5	October Uninsured				1

		2-Nov	9-Nov	16-Nov	23-Nov	30-Nov	7-Dec	14-Dec	21-Dec	28-Dec	4-Jan	11-Jan	18-Jan	25-Jan	1-Feb	8-Feb	15-Feb	22-Feb	Total	Combined Total		
Total Peds	Goal	0	0	0	0	0	2	0	0	0	0	0	1	1	1	0	0	0	34	134		
Total Teens	684	0	0	1	0	2	0	0	3	0	1	0	0	1	0	1	0	0	28			
Total Adult		0	0	5	0	1	2	6	4	0	3	0	3	3	1	5	2	0	72			
Uninsured		0	0	0	0	1	2	0	0	0	1	0	0	0	0	3	1	0	19			
November Total Served						9	December Total Served				17	January Total Served				13	Feb Total				10	
November Uninsured						3	December Uninsured				2	January Uninsured				1	Feb. Uninsured				4	



Fiscal Year 21/22 vs 22/23

**Surge in COVID19
Testing**



July 2022 – February 2023– Pts seen vs Pt Visits

Total Patients Seen = 286		Total # of Visits = 309	
Jul	15	Jul	15
Aug	38	Aug	38
Sep	12	Sep	13
Oct	19	Oct	19
Nov	9	Nov	29
Dec	17	Dec	17
Jan	12	Jan	13
Feb	10	Feb	10
Grand Total	132	Grand Total	134



Nurse	29
Provider	105

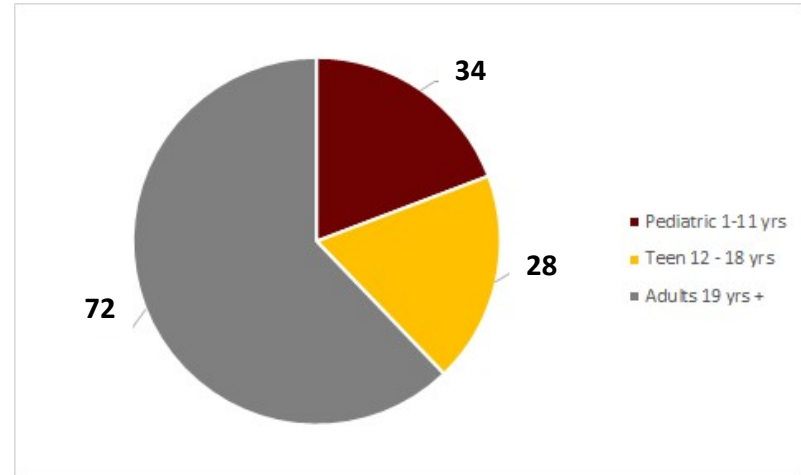
Uninsured	26
Enrolled Insured	20
Declined Assistance	4
Other Programs	2

*Please note that in many of these cases the insurance coverage was granted to other household members.



Services:

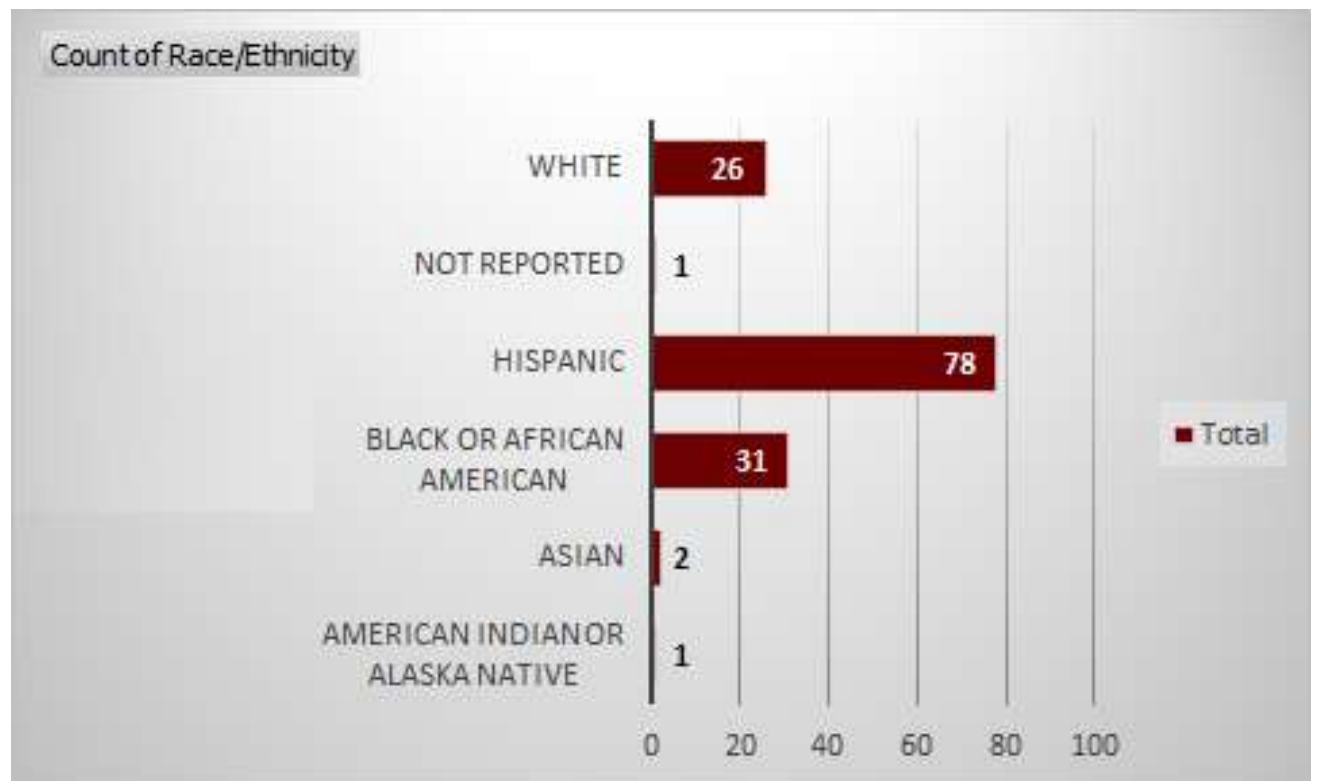
COVID Test	17
COVID Vaccine	17
Flu Vaccine	4
ollow up Visit	6
Immz	9
Physical Exam	15
Sick Visit	34
Sport Physical	6
Well Child Exam	26
Total	134



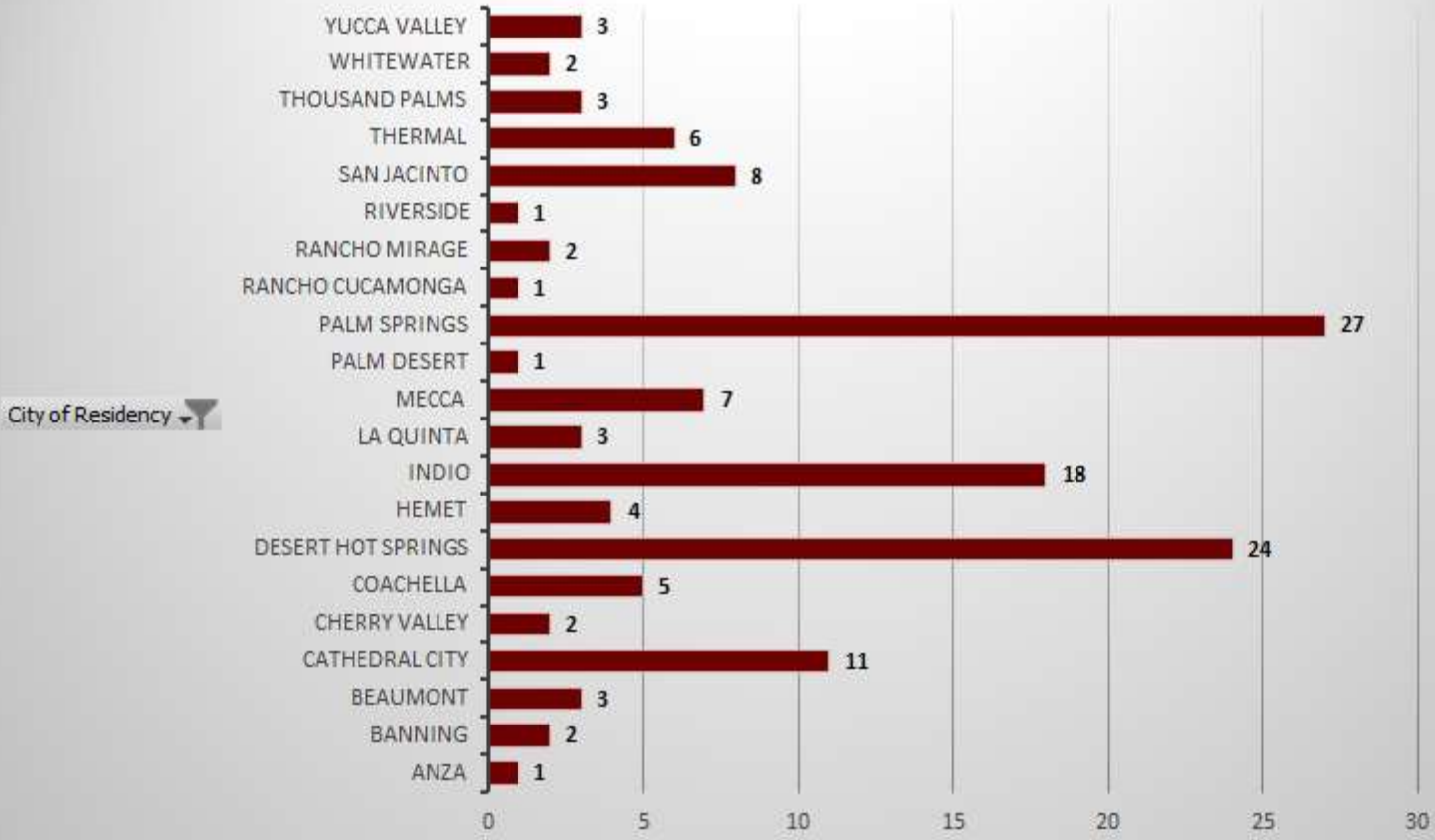
By Age Group			
Pediatric	1-11 yrs		34
Teen	12 - 18 yrs		28
Adults	19 yrs +		72

Race / Ethnicity (per visit)

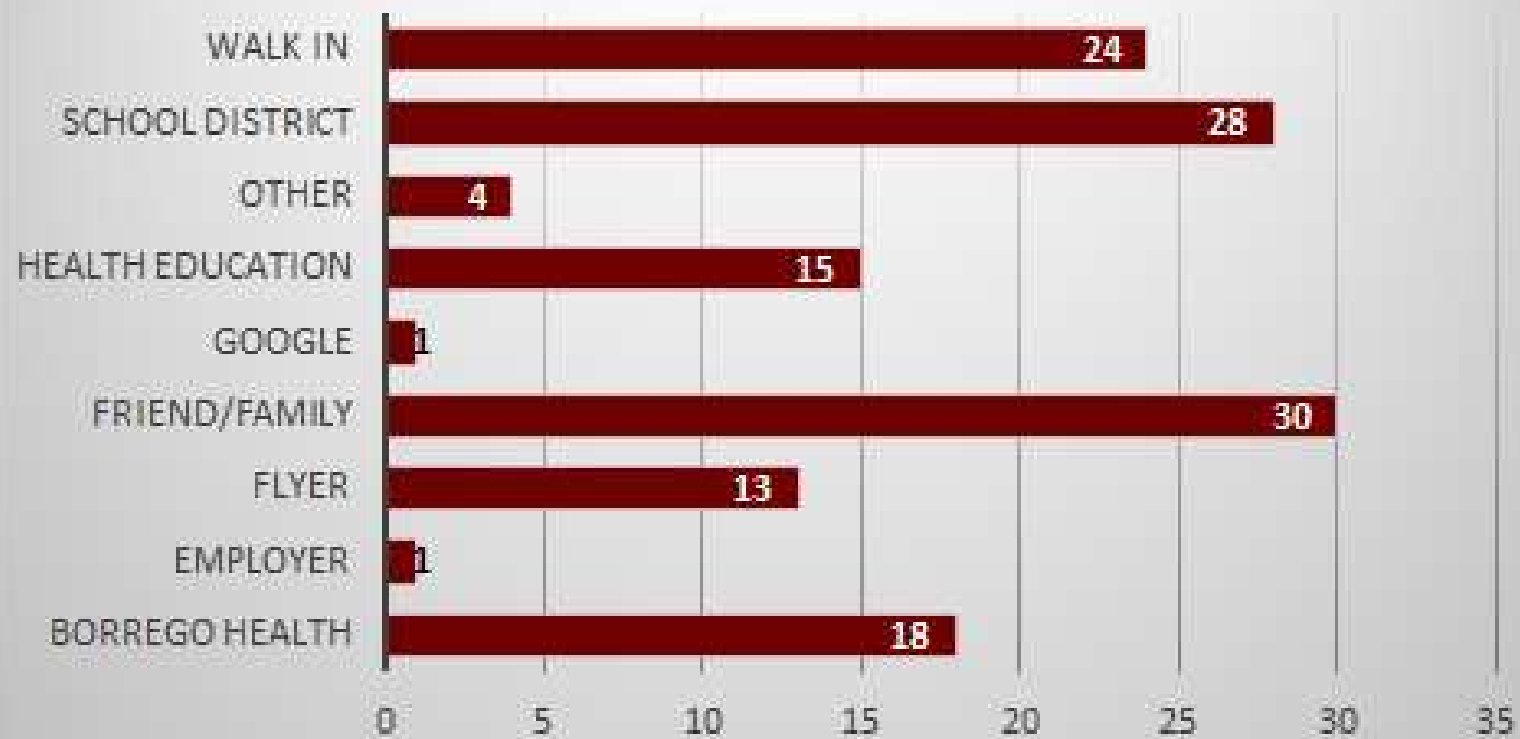
Race/ Ethnicity	Count
American Indian or Alaska Native	1
Asian	2
Black or African American	31
Hispanic	78
Not Reported	1
White	21



Count of City of Residency

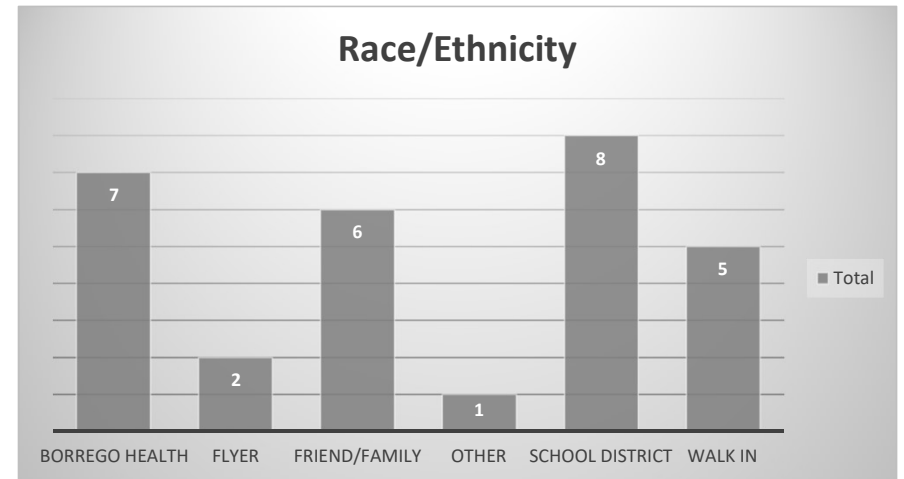
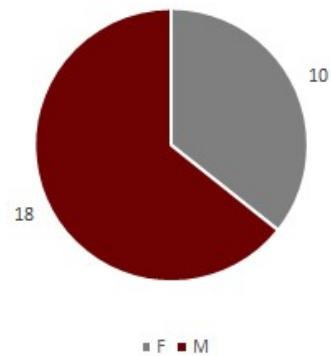


How did you hear about us?



July 2022 – February 2023 – Teen Health

COVID Test	2
COVID Vaccine	3
Sick Visit	2
Immunizations	4
Sport Physical	6
Well Child Exam	11
Total	28



Uninsured	8
Enrolled Insured	8





Healthcare Scholarships for Black and African American Students

OneFuture Coachella Valley, in partnership with the Desert Healthcare District & Foundation, is offering scholarships to Black and African American students pursuing majors and careers in healthcare.

**Scholarship
Award of up to
\$5,000**

Eligibility Criteria:

- Identify as Black or African American
- 2.0 GPA and Above
- Must be pursuing a college major or career in healthcare
- Must be pursuing first Certificate, Associates, Bachelors or Graduate degree
- Must have completed the 2023-24 FAFSA or CA Dream Act

To Apply:

- Website: baahealth.c2nav.com
- Deadline: April 14, 2023, 11:59pm



Questions? Contact us:

(760) 625-0422 scholarships@onefuture.org Page 29 of 35





Date: April 11, 2023

To: Program Committee – Foundation

Subject: Progress and Final Grant Reports 3/1/2023 – 3/28/2023

The following progress and final grant reports are included in this staff report:

University of California Riverside # 1334

Grant term: 8/1/2022 – 7/31/2024

Original Approved Amount: \$500,000.

Progress Report covering the time period from: 8/1/2022 – 1/31/2023

Clinicas De Salud Del Pueblo dba Innercare # 1339

Grant term: 8/1/2022 – 7/31/2024

Original Approved Amount: \$150,000.

Progress Report covering the time period from: 8/1/2022 – 1/31/2023

Transgender Health and Wellness Center # 1346

Grant term: 8/1/2022 – 7/31/2024

Original Approved Amount: \$129,771.

Progress Report covering the time period from: 8/1/2022 – 1/31/2023

Grant Progress Report

University of California Riverside, Grant#: 1334

Improving Access to Behavioral Health Education & Prevention Services to Children (0-18 years) and their Families

Strategic Plan Goal:

Proactively expand community access to behavioral/mental health services

Strategic Plan Strategy:

3.3 Increase in number & geographic dispersion of sites providing mental health services; 3.4 increased telemental health services; 3.1 training of future professionals; 3.6 community education; 3.7

Reporting Period: 8/1/22 to 1/31/23

Kimberley Lakes

Tel: (949) 579-0193

klakes@medsch.ucr.edu

Grant Information

Grant Amount: \$500,000

Paid to date: \$112,500

Balance: \$387,500

Due Date: 3/1/23

Goals and Evaluation

The specific benefits or measurable impact to be achieved by: (7/31/2024):

Progress Outcomes:

As noted in the progress described for each goal, we believe our project accomplishments during this reporting period were aligned with our proposed goals and evaluation plan. We believe that our project is on track. Many of the activities in the goals described below were start-up activities, which were necessary first steps toward direct outreach and impact. We made progress on 4 goals and fully achieved 1 goal, as noted below.

Goal #1:

By July 31, 2024, we will increase awareness of behavioral health services and resources through school-based and community dissemination of information to an

estimated 10,000 children, adolescents, and their family members.

This project goal coincides with the District and Foundation's Strategic Plan performance measure # of community awareness activities related to educating the community around behavioral/mental health services and resources under strategy 3.6 Educate community residents on available behavioral/mental health resources.

Progress of Goal #1:

Goal 1 involved increasing awareness of behavioral health services and resources through school-based and community dissemination of information. We conducted outreach with school principals; in one meeting with Dr. Lakes, 12 school principals from Desert Hot Springs attended to learn more about behavioral health services and resources. In a subsequent outreach, an additional 4 principals were included. With our MOUs now completed, we are planning multiple additional outreach activities in the coming months.

Goal #2:

By July 31, 2024, we will increase education regarding behavioral health and available services and resources by providing educational seminars and presentations to at least 500 children, adolescents, and their family members.

This project goal coincides with the District and Foundation's Strategic Plan performance measure # of individuals connected to behavioral/mental health care services and # of community awareness activities related to educating the community around behavioral/mental health services and resources under strategy 3.6 Educate community residents on available behavioral/mental health resources.

Progress of Goal #2:

Goal 2 involved increasing education regarding behavioral health and available services and resources by providing educational seminars and presentations to children, adolescents, and family members. During this first reporting period, we completed the development of a series of workshops and community presentations, including:

- 5 child/adolescent Tier 1 social emotional learning lessons
- 10 parent trainings and workshops
- 4 educator workshops

These workshops and trainings will be provided in schools during the upcoming months.

Goal #3:

By July 31, 2024, we will increase access to behavioral health services and resources by providing mental health screenings and direct mental health services (e.g., therapy in person or via telehealth) to at least 100 children and adolescents and their families through the new Coachella Valley CAREspace.

This project goal coincides with the District and Foundation's Strategic Plan performance measure # of new collaborative partnerships established to enhance access to culturally-sensitive behavioral/mental health services AND # of individuals who received culturally-sensitive behavioral/mental health services under strategy AND # of individuals who were connected to behavioral/mental health services under 3.7 Collaborate/partner with community providers to enhance access to culturally-sensitive behavioral/mental health services.

It also aligns with # of clients served via behavioral/mental healthcare telehealth visits under strategy 3.4 Provide funding support to CBOs providing telebehavioral/ mental health services.

Progress of Goal #3:

Goal 3 involved providing mental health screenings and direct mental health services (therapy in person or via telehealth) to children, adolescents, and family members. Our activities in the first quarter of this grant included creating a clinical protocol for individual therapeutic services through UCR Health, which included:

- EPIC (electronic medical record) protocol for documentation of services
- EPIC training for staff
- Clinical procedures, including intake/triage forms and scheduling procedures
- Identification of participating clinicians (English and Spanish speaking)

We also developed a partnership with Riverside County Behavioral Health to offer parenting intervention to individuals.

We provided brief therapeutic intervention and mental awareness outreach at the

UCR Mecca Free Clinic (7 individuals were directly served, with an additional 21 indirectly served).

We developed procedures for tracking services delivered and impact.

Goal #4:

By December 31, 2022, we will expand availability of behavioral health services and resources by 1) establishing an agreement for appropriate space for school-based services in Desert Hot Springs schools, and 2) establishing a new school-based mental health clinic (Coachella Valley CAREspace) in La Quinta.

This project goal coincides with the District and Foundation's Strategic Plan performance measure # of new collaborative partnerships established to enhance access to culturally-sensitive behavioral/mental health services under 3.7 Collaborate/partner with community providers to enhance access to culturally-sensitive

behavioral/mental health services.

It also coincides with # of healthcare organizations creating behavioral/mental healthcare access points in geographically targeted markets (including mobile) under 3.3 Provide funding to CBOs enabling an increase in the number and the geographic dispersion of sites providing behavioral/mental health services.

Progress of Goal #4:

Goal 4 involved establishing an MOU with the Riverside County Office of Education to open a new Coachella Valley CAREspace. We have completed this goal.

We established the MOU between UC Riverside and the Riverside County Office of Education. We identified appropriate space in Desert Hot Springs across from the high school. We established the MOU between Desert Hot Springs and the Riverside County Office of Education to set up the space. We ordered all furniture and supplies to equip the new DHS CAREspace. We updated CAREspace print materials and website with UCR partnership/logo.

Goal #5:

By July 31, 2024, we will increase the number of trained professionals serving the area by including at least 10 trainees (students, residents, fellows) in supervised service provision.

This project goal coincides with the District and Foundation's Strategic Plan performance measure # of internships positions for behavioral/mental health service professionals under 3.1 Provide funding to support an increase in the number of behavioral/mental health professionals (includes training).

Progress of Goal #5:

Goal 5 was to increase the number of trained professionals serving the Coachella Valley by including at least 10 trainees in our program in supervised service provision. We have already recruited 3 trainees for our program, two of whom are already actively working with us (one school psychology UCR Ph.D. student, one Spanish-speaking clinical psychology PsyD student from CBU, and one UCR medical student). We also completed and signed an MOU between UCR and UMASS Global, which has a therapist master's level training program in the Coachella Valley; this MOU will allow us to recruit and provide training to their students. In addition, we received approval to post a recruitment for a psychology postdoctoral fellow.

Progress on the Number and Location of District Residents Served

Proposed number of District residents to be *directly* served:

Total: 600

Progress on the number of District residents *directly* served:

Total: 23

Proposed number of District residents to be *indirectly* served:

Total: 10,000

Progress on the number of District residents *indirectly* served:

Total: 44

Geographic area(s) served during this reporting period:

Desert Hot Springs

Mecca

Project Tracking:

- **Is the project on track? Yes**
- **Please describe any specific issues/barriers in meeting the desired outcomes:**

As expected, our direct services (and indirect outreach) were more limited in the start-up months as we were focused on obtaining staff and signing all the necessary MOUs to be onsite in the new CAREspace in Desert Hot Springs as well as onsite in schools. With these initial steps completed, our focus now is on direct outreach and education and services in the community, and our progress is on track.

- **If the project is not on track, what is the course correction?**

Not applicable.

- **Describe any unexpected successes during this reporting period other than those originally planned:**

While we were waiting for MOUs to allow us access to schools, we completed a number of start-up tasks as described. In addition, we have an unexpected opportunity to send our bilingual (English/Spanish) therapist to the free clinic that UCR holds in Mecca on one Saturday each month. This was the first time the free clinic has been able to offer onsite mental health services. We were able to serve families directly in this setting, providing brief therapeutic intervention and education and resources related to additional services they could access. This has been an unexpected success, and we plan to continue to conduct this additional outreach above and beyond our originally planned services and outreach.

Grant Progress Report

Clinicas de Salud del Pueblo, DBA Innercare, Grant#: 1339

Expansion of Mental Health Services for Children Beyond COVID-19 in the Coachella Valley

Strategic Plan Goal: Proactively expand community access to behavioral/mental health services

Strategic Plan Strategy: 3.1 Provide funding to support an increase in the number of behavioral/mental health professionals (includes training)

Reporting Period: 8/1/2022 to 1/31/2023

Yvonne Bell

Tel: (760) 344-9951

yvonneb@cdsdp.org

Grant Information

Grant Amount: \$150,000

Paid to date: \$33,750

Balance: \$116,250

Due Date: 3/1/2023

Goals and Evaluation

The specific benefits or measurable impact to be achieved by: (7/31/2024):

Progress Outcomes:

Innercare has filled the 2 LCSW positions and they are currently providing mental health services for youth and the Mecca and Coachella clinic sites. Staff continued to meet with Boys and Girls Clubs of Coachella Valley staff to coordinate and plan partnership activities. All Boys and Girls Club staff have received training and are certified to conduct the ACES screenings at club sites. Innercare staff will provide additional training to BGC staff in late March on other screening tools and project workflows. Screenings at Club sites are anticipated to begin in early April.

Goal #1:

By July 31, 2024, two newly hired Licensed Clinical Social Workers (LCSW) will provide behavioral health services to 1000 youth. The project goal coincides with the District and Foundation's Strategic Plan performance measure of supporting an increase in behavioral health professionals under strategy 3.1 Provide funding to support an

increase in the number of behavioral health / mental health professionals.

Progress of Goal #1:

The 2 LCSWs have been hired and recently started seeing patients. There was a delay in recruiting for these positions and they were only recently filled. Due to this delay, we do not have data for the number of youth served at this time. Data will be reported on the progress report.

Goal #2:

By July 31, 2024, complete 150 youth behavioral health visits with an LCSW via telehealth through expanded telehealth capacity. The project goal coincides with the District and Foundation's Strategic Plan performance measure of expanding access to behavioral health care via telehealth under strategy 3.4 Provide funding support to community-based organizations providing tele-behavioral health services.

Progress of Goal #2:

With the LCSW positions recently filled we do have any telehealth visits to report during the reporting period. Telehealth visits will be reported during the next reporting period.

Progress on the Number and Location of District Residents Served

Proposed number of District residents to be *directly* served:

Total: 1000

Progress on the number of District residents *directly* served:

Total:

Proposed number of District residents to be *indirectly* served:

Total: 2500

Progress on the number of District residents *indirectly* served:

Total:

Geographic area(s) served during this reporting period:

Coachella

Indio

La Quinta

Mecca

Project Tracking:

- **Is the project on track? Yes**
- **Please describe any specific issues/barriers in meeting the desired outcomes:**

We started the program a few months behind schedule due to staffing issues. We

had two LCSWs ready to start when the grant was awarded but both backed out of the positions at the last minute. This required us to re-open the positions and begin recruitment all over again. Both positions have recently been filled and the project is moving forward as planned.

- **If the project is not on track, what is the course correction?**

Although we experienced some staffing delays, the project is on track to meet goals.

- **Describe any unexpected successes during this reporting period other than those originally planned:**

We have none at this time.

Transgender Health and Wellness Center, Grant#: 1346

Healing Rainbows

Strategic Area:

Reporting Period: 8/01/22 to 1/31/23

Thomi Clinton
Tel: (760) 202-4308
thomi@trans.health

Grant Information

Grant Amount: \$129,771

Paid to date: \$29,198

Balance: \$100,573

Due Date: 3/1/23

Proposed Goals and Evaluation

The specific benefits or measurable impact to be achieved by: (7/31/2024):

Goal #1:

SMART GOAL 1: TH&WC will provide training and supervision for five (5) masters' level behavioral/mental health interns annually through July 31, 2024.

This project goal aligns with the District and Foundation's Strategic performance measure 3.1 - To increase in the number of behavioral/mental health professionals (includes training).

Goal #2:

SMART GOAL 2: TH&WC will provide the following services for TGI youth/allies:

2a) Telehealth behavioral/mental health services will be provided to 10 youth (YR1) and 15 youth (YR2)

2b) Case Management will be provided to 15 youth (YR1) and 20 youth (YR2)

2c) Crisis Intervention Line will respond to 20 youth in (YR 1) and 25 youth (YR2)

2d) Drop-in Center will serve 20 youth (YR1) and 25 youth (YR2)

PLEASE NOTE: This is a small population of youth at extremely HIGH RISK for suicide. This is a new project and difficult to project how youth will receive services – some may feel more comfortable at the drop-in center and some may only use the crisis line or counseling. We are in hopes that are underestimating the number of youths who will use these services.

This project goal aligns with the District and Foundation's Strategic performance measure 3.4 To provide telehealth behavioral/mental health services.

Goal #3:

SMART GOAL 3: TH&WC will educate 1200 community youth and adults indirectly on available behavioral/mental health services for transgender, gender-diverse, and intersex youth and adults through July 31, 2024. This project goal aligns with the District and Foundation's Strategic performance measure 3.6 to educate community residents on available behavior/mental health resources.

Goal #4:

SMART GOAL: Collaborate with three school districts with a total of 14 high schools and their gay-straight alliances student groups to enhance access to culturally sensitive transgender, gender-diverse, and intersex mental health services for youth by July 31, 2024.

This project goal aligns with the District and Foundation's Strategic performance measure 3.7 Collaborate with community providers to enhance access to culturally sensitive mental health services.

Evaluation Plan:

All project data will be entered into OfficeAlly, the client database utilized by TH&WC. Data entry is provided by staff involved in the project, including the outreach coordinator, trans-navigators, and case managers. The grant manager is responsible for tracking, compilation, and evaluation of data for reporting to the CEO, the Board of Directors, project funders, and community partners who would benefit from the data. All client data is aggregate and client name and personal information is confidential. Program data and reports will be used for continuous assessment and program improvement or changes as needed.

Progress This Reporting Period

Progress Outcomes:

We have made steady progress during our first reporting period. We have brought on our first class of mental health interns, continued our community outreach, and have begun our high school outreach program as well. We have 6 mental health interns currently, one more than our expected number for year 1. In addition, during only the first reporting period those interns have seen 8 youth, putting us at only 2 youth clients

shy of our year 1 goal. Our outreach program has reached 1/3 of our goal of reaching out to 1400 community members at 493. So far, we have spoken at two high schools and formed lasting relationships with their GSA chapters. Our excellent outreach program has had the added benefit of bringing greater awareness of our monthly meet up program, Trans and Nonbinary Tuesday, and as a result we have had additional youth attending and getting a chance to meet with their community.

Progress on the number of District residents served:

Total: 9

Geographic area(s) served during this reporting period:

Coachella
Palm Springs

Progress on the Program/Project Goals:

Goal #1:

We have brought on 6 mental health interns who are currently providing services to local LGBTQ+ youth.

Goal #2:

8 youth have received mental health services from our interns. We have provided 1 youth with case management services. Our crisis line is still in the process of being set up. Our drop in center is still in the process of being set up.

Goal #3:

Through outreach events during the first performance period we have reached 493 community members through tabling events, as well as through Trans and Nonbinary Tuesday.

Goal #4:

For our high school outreach program we have spoken at Palm Springs High and Coachella Valley High. We are currently attempting to reach out to additional high schools and districts to widen our scope.

Goal #5: n/a

Program/Project Tracking:

- *Is the project/program on track? Yes*
- *Please describe any specific issues/barriers in meeting the desired outcomes:*

Intern pay has been one of our biggest issues with the program. We were granted \$14k to pay a total of 10 interns across our two year program. California law

surrounding mental health interns states they must either be volunteers or employees of the organization they are providing their services through. With the amount provided we would not be able to pay 10 interns minimum wage.

- *What is the course correction if the project/program is not on track?*

We are currently exploring our options around intern pay.

- *Describe any unexpected successes during this reporting period other than those originally planned:*

Thanks to our added youth outreach we have now had several youth from the community attend Trans and Nonbinary Tuesday, our monthly meetup for members of the local TGI community.



DESERT HEALTHCARE
DISTRICT & FOUNDATION

Date: April 11, 2023

To: PROGRAM COMMITTEE

Subject: Behavioral Health Strategic Plan Goal 3 Informational Update

Staff Recommendation: Information only

History/Background:

- Our recent convening of the Coachella Valley Behavioral Health Collective (CVBHC) on Thursday, March 30th at 2pm (via Zoom) focused on the role of Community Health Workers (CHW) and Promotores as additional supportive services professionals geared toward workforce expansion. During this meeting, there were individual presentations from a variety of community stakeholder representatives including organizations that train CHW's for certification, Promotores network providers, managed care providers, university programs that utilize both Promotores and CHW's in their community outreach efforts and a community college that provides CHW training programs. It became clear that there exists a diversity of ways that these supportive workers can be utilized in the workforce. The content from this convening will be reviewed by the District team and the CVBHC Working Group Chairs to identify specific next steps for advancement to the Steering Committee for action.
- The District led Fentanyl Harm Reduction project in partnership with Riverside University Health System – Public Health continues with a focus on the City of Indio and increasing community awareness of the dangers of Fentanyl use and the available harm reduction materials (Narcan) that can be employed in an effort to prevent overdose deaths and save lives. This project was initiated due to a concern over heightened numbers of overdose deaths in the County including the City of Indio. Current available data identifies Latino Males between the ages of 25 – 44 as the most impacted members of the community related to Fentanyl overdose death occurrences. This project is a time limited effort that will end on August 31, 2023 with subsequent outcomes reporting submitted to the County of Riverside for their review.
- The District media content focus for April will highlight raising awareness of available resources related to Stress Awareness and Autism Acceptance. Stress reduction options will be posted on the District site and social media sites. This month will also focus on linkages to information promoting Autism acceptance materials and resources that will also be shared on the District website and social media sites.
- **Fiscal Impact:** None