



**DESERT HEALTHCARE FOUNDATION  
PROGRAM COMMITTEE  
Program Committee Meeting  
May 10, 2022  
5:30 P.M.**

**Or Immediately Following the Program Committee Desert Healthcare District Meeting**

**In lieu of attending the meeting in person, members of the public will be able to participate by webinar by using the following Zoom link:**

**<https://us02web.zoom.us/j/87173427331?pwd=by9Hdm4rVFVmQWNhOWIEcmQ0N0VLQT09>**

**Password: 354874**

**Participants will need to download the Zoom app on their mobile devices. Members of the public may also be able to participate by telephone, using the follow dial in information:**

**Dial in #:(669) 900-6833 To Listen and Address the Board when called upon:**

**Webinar ID: 871 7342 7331**

<i>Page(s)</i>	<b>AGENDA</b>	<i>Item Type</i>
	<b>I. Call to Order – Vice-President Evett PerezGil, Committee Chairperson</b>	
1-2	<b>II. Approval of Agenda</b>	<b>Action</b>
3-7	<b>III. Meeting Minutes</b> 1. April 12, 2022	<b>Action</b>
	<b>IV. Public Comments</b> At this time, comments from the audience may be made on items <u>not</u> listed on the agenda that are of public interest and within the subject-matter jurisdiction of the District. The Committee has a policy of limiting speakers to not more than three minutes. The Committee cannot take action on items not listed on the agenda. Public input may be offered on an agenda item when it comes up for discussion and/or action.	
	<b>V. Old Business</b>	
	1. Grant Payment Schedules	Information
	2. Coachella Valley Equity Collaborative a. Vaccination, Education, and Outreach	Information
	3. Expanding the District’s Role of the Coachella Valley Equity Collaborative Beyond the COVID-19 Response	Information
	4. Update – Request for Proposals (RFP) for the Mobile Clinic Operator	



**DESERT HEALTHCARE FOUNDATION  
PROGRAM COMMITTEE  
Program Committee Meeting  
May 10, 2022  
5:30 P.M.**

**Or Immediately Following the Program Committee Desert Healthcare District Meeting**

**In lieu of attending the meeting in person, members of the public will be able to participate by webinar by using the following Zoom link:**

<https://us02web.zoom.us/j/87173427331?pwd=by9Hdm4rVFVmQWNhOWIEcmQ0N0VLQT09>

**Password: 354874**

**Participants will need to download the Zoom app on their mobile devices. Members of the public may also be able to participate by telephone, using the follow dial in information:**

**Dial in #:(669) 900-6833 To Listen and Address the Board when called upon:**

**Webinar ID: 871 7342 7331**

<b>10-40</b>	<ul style="list-style-type: none"> <li>5. Advancing the District’s Role in Addressing the Healthcare Needs of Black Communities in the Coachella Valley – Update               <ul style="list-style-type: none"> <li>a. Access to Healthcare – Borrego Health Foundation</li> </ul> </li> <li>6. Behavioral Health Initiative               <ul style="list-style-type: none"> <li>1. Update: Behavioral Health Initiative (BHI) Request for Proposals – Improving Access to Behavioral Health Education and Prevention Services for Children (0-18 years) and Their Families NTE \$500K/2 years</li> </ul> </li> </ul>	<p>Information</p> <p>Information</p>
<b>VI. Committee Member Comments</b>		Information
<b>VII. Adjournment</b>	Next Scheduled Meeting May 10, 2022	



**DESERT HEALTHCARE FOUNDATION  
PROGRAM COMMITTEE MEETING  
MEETING MINUTES  
April 12, 2022**

**Directors & Community Members**

<b>Present</b>	<b>District Staff Present via Video Conference</b>	<b>Absent</b>
President Karen Borja Director Zavala	Conrado E. Bárzaga, MD, Chief Executive Officer Chris Christensen, CAO Donna Craig, Chief Program Officer Alejandro Espinoza, Chief of Community Engagement Meghan Kane, Senior Program Officer Jana Trew, Senior Program Officer, Behavioral Health Andrea S. Hayles, Clerk of the Board	Chair/Vice-President/Secretary Evett PerezGil

<b>AGENDA ITEMS</b>	<b>DISCUSSION</b>	<b>ACTION</b>
<b>I. Call to Order</b>	The meeting was called to order at 5:26 p.m. by President Borja in Chair PerezGil’s absence.	
<b>II. Approval of Agenda</b>	President Borja asked for a motion to approve the agenda.	<b>Moved and seconded by Director Zavala and President Borja to approve the agenda. Motion passed unanimously.</b>
<b>III. Meeting Minutes</b> 1. <b>March 08, 2022</b>	President Borja asked for a motion to approve the March 08, 2022, minutes.	<b>Moved and seconded by Director Zavala and President Borja to approve the March 08, 2022, meeting minutes. Motion passed unanimously.</b>
<b>IV. Public Comment</b>	There was no public comment.	
<b>V. Old Business</b>		
1. <b>Grant Payment Schedules</b>		
2. <b>Coachella Valley Equity Collaborative</b> a. <b>Vaccination, Education, and Outreach</b>	Alejandro Espinoza, Chief of Community Engagements, described the outreach efforts with the school districts and postponing some testing and vaccination events due to the Coachella Music Festival.	
3. <b>Supporting the Coachella Valley Equity Collaborative Beyond</b>	Conrado Barzaga, MD, CEO, described the Equity Collaborative endeavors from	

**DESERT HEALTHCARE FOUNDATION  
PROGRAM COMMITTEE MEETING  
MEETING MINUTES  
April 12, 2022**

<p><b>COVID-19: A Facilitated Conversation</b></p>	<p>the onset of the pandemic, responding to the COVID emergency, and the value of maximizing the Collaborative for wellness resources to increase vaccination rates, safeguards, and services to communities that are traditionally left behind. Once the grant writing consultant is engaged, staff will begin exploring dates to discuss the Collaborative, which applies to the strategic plan, and align the work of the partnerships with that of the district.</p>	
<p><b>4. Update – Request for Qualifications (RFQ) – South Coast Air Quality Management District (SCAQMD) – Partnerships for Air Quality Community Training in Rural Communities in the Eastern Coachella Valley – Goal #6 - Strategic Goal Priority 6.1</b></p>	<p>Alejandro Espinoza, Chief of Community Engagement, explained the three proposals of interest received for review and selection with an update to the Program Committee at the May meeting for a recommendation to the Board.</p>	
<p><b>5. Advancing the District’s Role in Addressing the Healthcare Needs of Black Communities in the Coachella Valley – Update</b></p> <ul style="list-style-type: none"> <li><b>a. One Future Coachella Valley Scholarship Fund</b></li> <li><b>b. Access to Healthcare – Borrego Health Foundation</b></li> </ul>	<p>Donna Craig, Chief Program Officer, described the Desert Highland Gateway Estates Black and African American advisory committee meetings summarizing the tactical plan workgroup broadened into four additional groups that include a financial plan workgroup to assist students with the scholarship process, a fund development workgroup, a holistic support workgroup, and a mentor resources</p>	





**DESERT HEALTHCARE FOUNDATION  
PROGRAM COMMITTEE MEETING  
MEETING MINUTES  
April 12, 2022**

	<p>development workgroup to work with the local hospitals to establish mentorships.</p> <p>Meghan Kane, Senior Program Officer, explained that for the One Future Coachella Valley scholarship fund of the 262 applicants, only 5 identified as Black or African American which requires additional outreach efforts in the community.</p> <p>Donna Craig, Chief Program Officer, described the January report from the Borrego Health Foundation that aligns with their initially presented goals and objectives.</p> <p>Conrado Bárazga, MD, CEO, explained at the inquiry from President Borja concerning the significant number of uninsured (30%), that Borrego Health is assisting to provide the uninsured with coverage, and Coachella Valley Volunteers in Medicine (CVVIM) will be opening an office in the Las Palmas Medical Plaza as an additional resource for access to healthcare. President Borja also inquired about the high rates of teen patients and the possibility of an organization establishing a school-based clinic for teens. Ms. Craig explained that the Borrego Health staff is dedicated to teen clinics in other cities as outlined in their initial proposal, further describing the teen event on April 20 at Desert Highland Gateway Estates Unity Center.</p>	
--	--	--

**DESERT HEALTHCARE FOUNDATION  
PROGRAM COMMITTEE MEETING  
MEETING MINUTES  
April 12, 2022**

<p><b>6. Homelessness Initiative</b></p> <p><b>a. CVAG CV Housing First DHCD \$500K contribution: PowerPoint presentation by Greg Rodriguez</b></p>	<p>Greg Rodriguez, Government Relations and Public Policy Advisor, Office of Supervisor Perez, provided a quarterly update on the Coachella Valley Association of Governments, CV Housing First program describing the CV 200 progress report for the most chronically homeless of clients housed, individuals moved into permanent housing, and those housed through rapid resolution. Statistics on referral to behavioral health or substance use treatment and linkages to medi-cal with the majority already on a waiting list to a recovery center. An overview was provided of the Inland Empire Health Plan (IEHP) partnership MOU, data sharing, client management, and CalAim. Additional details included Cal State San Bernardino &amp; Coachella Valley Volunteers in Medicine partnerships with street outreach, UCR psychiatric residents, and working to prevent a duplication of efforts. Discharge Planning with Eisenhower Medical Center, Tenet Health, and CV 200 Cross References. Mr. Rodriguez provided a status update on the Palm Springs Navigation Center healthcare lens with a medical, dental, behavioral health clinic, and future respite/recuperative care.</p>	
<p><b>7. Behavioral Health Initiative</b></p>	<p>Jana Trew, Senior Program Advisor, Behavioral Health, provided an overview of the key</p>	

**DESERT HEALTHCARE FOUNDATION  
PROGRAM COMMITTEE MEETING  
MEETING MINUTES  
April 12, 2022**

<p><b>a. BHI Request for Proposals: Improving Access to Mental Health Prevention Services to Children (0-18 years) and Their Families NTE \$500K/2 years</b></p> <p><b>b. Health Career Connection Summer 2022 Intern</b></p>	<p>areas that need addressing for improving mental health access and prevention services for children ages 0-18, including their families with COVID increasing the need for visibility, such as isolation and anxiety. The district recommends releasing a Request for Proposals focused on behavioral health non-physical access barriers, and physical access barriers for release on April 27 and a deadline of June 3. The grant award is 2-years not to exceed \$500k.</p> <p>Donna Craig, Chief Program Officer, described the partnership with Health Career Connections for summer internship projects through the behavioral health initiative to recruit an intern that matches the initiative. Interviews will soon commence for \$4,100 to the student, the remainder to Health Career Connections for operating support totaling \$7,100, and a final report to the Board.</p>	
<p><b>VII. Committee Member Comments</b></p>	<p>There were no committee member comments.</p>	
<p><b>VIII. Adjournment</b></p>	<p>President Borja adjourned the meeting at 6:10 p.m.</p>	<p><b>Audio recording available on the website at <a href="http://dhcd.org/Agendas-and-Documents">http://dhcd.org/Agendas-and-Documents</a></b></p>

ATTEST: \_\_\_\_\_  
Karen Borja, Acting Chair/President Board of Directors  
Program Committee

*Minutes respectfully submitted by Andrea S. Hayles, Clerk of the Board*

DESERT HEALTHCARE FOUNDATION							
OUTSTANDING GRANTS AND GRANT PAYMENT SCHEDULE							
April 30, 2022							
TWELVE MONTHS ENDING JUNE 30, 2022							
A/C 2190 and A/C 2186-Long term			6/30/2021	New Grants	Total Paid	4/30/2022	
Grant ID Nos.	Name		Open	Current Yr	July-June	Open	
			BALANCE	2021-2022		BALANCE	
Health Portal	Remaining Collective Funds-Mayor's Race & DHCF		\$ 72,176		\$ 1,557	\$ 70,619	HP-cvHIP
BOD - 04/24/18	Behavioral Health Initiative Collective Fund		\$ 1,752,356		\$ 429,401	\$ 1,322,955	Behavioral Health
BOD - 06/26/18 BOD	Avery Trust Funds-Committed to Pulmonary services		\$ 795,017		\$ 49,140	\$ 745,877	Avery Trust
BOD - 6/25/19 BOD (#1006)	DHCD - Homelessness Initiative Collective Fund		\$ 595,714		\$ 501,657	\$ 94,057	Homelessness
BOD - 02/23/21 BOD (#1148)	OneFuture - Black and African American Healthcare Scholarship - 2 yrs		\$ 155,000		\$ 45,000	\$ 110,000	
BOD - 07/27/21 BOD (#1288)	Borrego Community - Improving Access to Healthcare - 3 yrs			\$ 575,000	\$ 30,000	\$ 545,000	
F&A - 06/11/19, 6/09/20, 06/22/21 Res. NO. 21-02	Prior Year Commitments & Carry-Over Funds		\$ 1,044,156		\$ 30,000	\$ 1,014,156	
<b>TOTAL GRANTS</b>			<b>\$ 4,414,419</b>	<b>\$ 575,000</b>	<b>\$ 1,086,755</b>	<b>\$ 3,902,664</b>	
<b>Summary: As of 04/30/2022</b>			<b>Uncommitted &amp; Available</b>		A/C 2190	\$ 2,302,664	
Health Portal (CVHIP):	\$ 70,619	\$ 70,619			A/C 2186	\$ 1,600,000	<<\$870,000 BH
Behavioral Health Initiative Collective Fund	\$ 1,322,955	\$ 1,297,311			<b>Total</b>	<b>\$ 3,902,664</b>	\$730,000 Carry Over
Avery Trust - Pulmonary Services	\$ 745,877	\$ 531,426			Diff	\$ (0)	
West Valley Homelessness Initiative	\$ 94,057	\$ 71,557					
Healthcare Needs of Black Communities	\$ 655,000	\$ -					
Prior Year Commitments & Carry-Over Funds	\$ 1,014,156	\$ 1,014,156					
<b>Total</b>	<b>\$ 3,902,664</b>	<b>\$ 2,985,069</b>					
<b>Amts available/remaining for Grant/Programs - FY 2021-22:</b>			<b>FY22 Grant Budget</b>		<b>Social Services Fund #5054</b>		
<b>Amount budgeted 2021-2022</b>		\$ 530,000	\$ 500,000		Budget	\$ 60,000	
<b>Amount granted year to date</b>		\$ (575,000)	\$ 30,000		DRMC Auxiliary	\$ 12,000	Spent YTD
Mini Grants:					<b>Balance Available</b>	\$ 48,000	
Net adj - Grants not used:							
Contributions / Additional Funding	DHCD Grant #1134 \$400,000, IEHP \$100,000 & Lift To Rise \$75,000	\$ 575,000					
Prior Year Commitments & Carry-Over Funds	FY18-19 Funds \$14,156; FY19-20 Funds \$300,000; FY20-21 Funds \$730,000	\$ 1,014,156					
<b>Balance available for Grants/Programs</b>		<b>\$ 1,544,156</b>					

DESERT HEALTHCARE FOUNDATION						
OUTSTANDING PASS-THROUGH GRANTS AND GRANT PAYMENT SCHEDULE						
April 30, 2022						
FISCAL YEAR ENDING JUNE 30, 2022						
A/C 2183			6/30/2021	New Grants		4/30/2022
Grant ID Nos.	Name		Open	Current Yr	Total Paid	Open
			BALANCE	2021-2022	July-June	BALANCE
<b>BOD - 10/20/20 - Contract #21-024</b>	<b>Coronavirus Aid, Relief, and Economic Security (CARES) Act and Center for Disease Control and Prevention Epidemiology and Laboratory Capacity (ELC) Enhancing Detection funding from Riverside County - \$3.15 Million (\$2,585,000 for grants)</b>					
BOD - 10/20/20 (#1159)	Lideres Campesinas, Inc. - Take It to the Fields Initiative		\$ 30,000		\$ 30,000	\$ -
BOD - 03/23/21 (#1268)	El Sol Neighborhood Educational Center - Coachella Valley COVID-19 Collaborative		\$ 125,000	\$ 210,000	\$ 125,000	\$ 210,000
BOD - 03/23/21 (#1269)	Alianza Coachella Valley - ECV COVID-19 STRATEGIC COMMUNICATIONS PLAN		\$ 125,000	\$ 35,000	\$ 125,000	\$ 35,000
BOD - 03/23/21 (#1270)	Galilee Center - Emergency Services		\$ 85,000	\$ 35,000	\$ 85,000	\$ 35,000
BOD - 03/23/21 (#1271)	Vision Y Compromiso - Stop the Spread of COVID-19		\$ 85,000	\$ -	\$ 40,000	\$ 45,000
BOD - 03/23/21 (#1272)	Youth Leadership Institute - COVID-19 ECV Collaborative		\$ 85,000	\$ 35,000	\$ 85,000	\$ 35,000
BOD - 03/23/21 (#1273)	Pueblo Unido CDC - Coachella Valley COVID-19 Collaborative		\$ 125,000	\$ (25,000)	\$ 65,000	\$ 35,000
BOD - 03/23/21 (#1274)	Todec Legal Center Perris - Sembrando Prevencion		\$ 125,000	\$ 300,000	\$ 125,000	\$ 300,000
BOD - 03/23/21 (#1275)	Lideres Campesinas, Inc. - Take It to the Fields Initiative		\$ 125,000	\$ 35,000	\$ 90,000	\$ 70,000
<b>BOD - 12/15/20 - Contract</b>	<b>Together Toward Health funding, a Program of the Public Health Institute - \$725,000 (\$635,000 for grants)</b>					
BOD - 12/15/20 (#1172)	El Sol Neighborhood Educational Center - Coachella Valley COVID-19 Collaborative		\$ 45,000		\$ 45,000	\$ -
BOD - 12/15/20 (#1175)	Pueblo Unido, CDC		\$ -		\$ -	\$ -
BOD - 12/15/20 (#1176)	Galilee Center - Emergency Services		\$ -		\$ -	\$ -
BOD - 12/15/20 (#1179)	Youth Leadership Institute		\$ 6,250		\$ 6,250	\$ -
BOD - 12/15/20 (#1180)	Alianza Coachella Valley - ECV COVID-19 STRATEGIC COMMUNICATIONS PLAN		\$ 6,250		\$ 6,250	\$ -
BOD - 12/15/20 (#1181)	Vision Y Compromiso - Promotoras and the Coachella Valley COVID-19 Collaborative		\$ 45,000		\$ 45,000	\$ -
BOD - 12/15/20 (#1185)	Lideres Campesinas, Inc. - Take It to the Fields Initiative		\$ 45,000		\$ 45,000	\$ -
BOD - 12/15/20 (#1189)	Todec Legal Center Perris - Sembrando Prevencion		\$ 45,000		\$ 45,000	\$ -
<b>TOTAL GRANTS</b>			\$ 1,102,500	\$ 625,000	\$ 962,500	\$ 765,000
<b>CARES/ELC</b>	Passthrough to Community Based Organizations		\$ 910,000	\$ 625,000	\$ 770,000	\$ 765,000
	CARES/ELC Administrative Costs		\$ 200,000	\$ 125,000	\$ 209,157	\$ 115,843
<b>Total CARES/ELC</b>			\$ 1,110,000	\$ 750,000	\$ 979,157	\$ 880,843
<b>Public Health Institute</b>	Passthrough to Community Based Organizations		\$ 192,500	\$ -	\$ 192,500	\$ -
	Public Health Institute Administrative Costs		\$ 37,946		\$ 37,946	\$ (0)
<b>TOTAL Public Health Institute</b>			\$ 3,552,946	\$ -	\$ 230,446	\$ (0)
					Account 2183	\$ 880,843
<b>Amts available/remaining for Grant/Programs - FY 2021-22:</b>						\$ (0)
<b>Amount granted year to date</b>		\$ (625,000)				<b>Grant Funds</b>
Mini Grants:						<b>CARES/ELC</b>
Net adj - Grants not used:					Total Grant	\$ 3,150,000
Foundation Administration Costs		\$ (362,946)			Received to Date	\$ 2,300,000
Contributions / Additional Funding	ELC3 \$200,000 & PHI \$37,946 Carryover from FY21; ELC3 \$750,000	\$ 987,946			<b>Balance Remaining</b>	\$ 850,000
<b>Balance available for Grants/Programs</b>		\$ -				\$ -



# IMPROVING ACCESS TO HEALTHCARE IN DESERT HIGHLAND GATEWAY ESTATES

## RFP-20201001 - Monthly REPORT

**Report Period:** 02/01/2022 – 02/28/2022  
 (Monthly report due the 15<sup>th</sup> of each month)

**Report by:** Heidi Galicia, Dir. School Base Health / Mobile Services

**Program/Project Information:**

**Grant # 1288**

**Project Title:** Improving Access to Healthcare in Desert Highland Gateway Estates

**Start Date:** 07/01/2021

**End Date:** 06/30/2024

**Term:** 36 Months

**Grant Amount:** \$575,000

**Executive Summary:** Borrego Health is committed to providing and increasing access to healthcare services for those living in Desert Highland Gateway Estates and the surrounding communities. This funding will provide support for a pilot mobile services program and begin to assess the sustainability of a more permanent health care program within the community. It is anticipated that 2,913 medical and dental visits will be conducted with part-time mobile services in the community.

Goal	Goal/ Objective/ Other Topics	Successes, Emergent Issues, Challenges Findings, and Supporting Information (Graphs, reports, indicator results, etc.)
1. collaboration	<p><b>Through a multifaceted approach, Borrego Health intends to develop a collaborative relationship with the DHG Health and Wellness Committee. The team is committed to participation in meetings as desired by the committee to ensure open dialogue as to the perceptions of health issues. The committee will be informed of all planned schedules and activities on a monthly basis in advance to encourage support and participation. Any changes will be clearly communicated to avoid any misunderstanding.</b></p>	<p>Borrego leadership continued to meet with the Desert Highland Gateway Estates Wellness committee to provide updates regarding the utilization of services, activities, and challenges. The goal is to encourage support, seek input and ideas from the neighborhood/community leaders to improve awareness and ultimately utilization of available services.</p> <p>A total of two (2) meetings were conducted this month.</p> <p><b>Attendees included:</b>  <b>Desert Highland Gateway Wellness Committee:</b>            Deiter Crawford, Cynthia Session  <b>Borrego Health:</b>            Heidi Galicia, Director of School Base Health and Mobile Services, Porsha Wilson-Teen Health Coordinator.  <b>Other attendees invited by the Wellness Committee and or Borrego Health:</b> Donna Craig-Chief Program Officer of the Desert Health Care District, Meghan Kane – Senior Program Officer for the Desert Health Care District, Jana Trew - Senior Program Officer of Behavioral Health for the Desert Health Care District.</p> <p><b>Meeting highlights for this reporting period:</b></p> <ul style="list-style-type: none"> <li>• Review of data that includes utilization of services since July 2021.</li> <li>• Heidi presented data that reflects city of residency declared by patients seen. Data showed that most patients seen live in Desert Hot Springs, followed by residents of Palm Springs and Cathedral City. DHG Wellness committee requested data pertaining to Palm Springs residents to be broken</li> </ul>





## IMPROVING ACCESS TO HEALTHCARE IN DESERT HIGHLAND GATEWAY ESTATES RFP-20201001 - Monthly REPORT

Goal	Goal/ Objective/ Other Topics	Successes, Emergent Issues, Challenges Findings, and Supporting Information (Graphs, reports, indicator results, etc.)																																																												
		<p>down by street in order to determine if they belong to the Desert Highland Gateway Community.</p> <ul style="list-style-type: none"> <li>• Porsha Wilson, Teen Health Coordinator, provided an overview of her reflection after reviewing the Loma Linda Youth Assessment and its recommendations, she presented a drafted plan of action directed to reach the teens of the Desert Highland Gateway Community. The plan will continue to be developed and presented in the next meeting including next steps.</li> <li>•</li> </ul>																																																												
<b>2. service</b>	<b>By June 30, 2024, a minimum of 2053 patient care medical and 860 dental visits will be provided.</b>	<p>During this month, Medical Mobile Services continued to be promoted and marketed thru flyer distribution at local businesses, churches, and at the James O Jessie Unity Center.</p> <p>The table below shows the total number of patients seen since the launch of services on July 12, 2021, up to this reporting period.</p> <table border="1" style="width: 100%; border-collapse: collapse; text-align: center;"> <thead> <tr style="background-color: #800000; color: white;"> <th>Month</th> <th>Number of Patients Served</th> <th>Number of Visits</th> <th>Medical</th> <th>Dental</th> <th>Total Uninsured</th> </tr> </thead> <tbody> <tr><td>July</td><td>51</td><td>52</td><td>52</td><td>0</td><td>8</td></tr> <tr><td>August</td><td>59</td><td>62</td><td>62</td><td>0</td><td>19</td></tr> <tr><td>September</td><td>28</td><td>31</td><td>31</td><td>0</td><td>5</td></tr> <tr><td>October</td><td>33</td><td>36</td><td>36</td><td>0</td><td>13</td></tr> <tr><td>November</td><td>24</td><td>27</td><td>27</td><td>0</td><td>14</td></tr> <tr><td>December</td><td>91</td><td>101</td><td>101</td><td>0</td><td>31</td></tr> <tr><td>January</td><td>171</td><td>200</td><td>200</td><td>0</td><td>52</td></tr> <tr><td>February</td><td><b>24</b></td><td><b>43</b></td><td><b>43</b></td><td><b>0</b></td><td><b>4</b></td></tr> <tr style="background-color: #800000; color: white;"><td><b>Total</b></td><td>481</td><td>552</td><td>552</td><td>0</td><td>146</td></tr> </tbody> </table>	Month	Number of Patients Served	Number of Visits	Medical	Dental	Total Uninsured	July	51	52	52	0	8	August	59	62	62	0	19	September	28	31	31	0	5	October	33	36	36	0	13	November	24	27	27	0	14	December	91	101	101	0	31	January	171	200	200	0	52	February	<b>24</b>	<b>43</b>	<b>43</b>	<b>0</b>	<b>4</b>	<b>Total</b>	481	552	552	0	146
Month	Number of Patients Served	Number of Visits	Medical	Dental	Total Uninsured																																																									
July	51	52	52	0	8																																																									
August	59	62	62	0	19																																																									
September	28	31	31	0	5																																																									
October	33	36	36	0	13																																																									
November	24	27	27	0	14																																																									
December	91	101	101	0	31																																																									
January	171	200	200	0	52																																																									
February	<b>24</b>	<b>43</b>	<b>43</b>	<b>0</b>	<b>4</b>																																																									
<b>Total</b>	481	552	552	0	146																																																									



# IMPROVING ACCESS TO HEALTHCARE IN DESERT HIGHLAND GATEWAY ESTATES

## RFP-20201001 - Monthly REPORT

Goal	Goal/ Objective/ Other Topics	Successes, Emergent Issues, Challenges Findings, and Supporting Information (Graphs, reports, indicator results, etc.)																		
		<div style="text-align: center;"> <h3>Desert Highland Gateway Estates</h3> <table border="1" style="margin-left: auto; margin-right: auto; border-collapse: collapse;"> <thead> <tr> <th></th> <th>July</th> <th>August</th> <th>September</th> <th>October</th> <th>November</th> <th>December</th> <th>January</th> <th>February</th> </tr> </thead> <tbody> <tr> <td style="text-align: center;">■ Total Served</td> <td style="text-align: center;">52</td> <td style="text-align: center;">62</td> <td style="text-align: center;">31</td> <td style="text-align: center;">36</td> <td style="text-align: center;">32</td> <td style="text-align: center;">101</td> <td style="text-align: center;">208</td> <td style="text-align: center;">43</td> </tr> </tbody> </table> </div> <p>Due to the ever-changing situation related to the 2019 Novel Coronavirus (COVID-19) and most recently the surge in positive cases due to the Omicron Variant, dental professionals continue to be considered of increased occupational risk because of their routine exposure to patient's airways and performance of the aerosol-generating procedure. Due to the confined space of mobile clinics and the risk to our dental staff, Borrego Health did not launch dental services during this reporting period. Instead, patients encountered during the medical mobile days were assessed for dental-related needs and referred to Borrego's nearest dental clinic, at either Centro Medico Cathedral City or DHS Health and Wellness Center depending on patient preference. Shuttle services continue to be provided to and from our dental clinic as needed for patients who lack transportation. Borrego Health will continue to monitor data from the Riverside County of Public Health and recommendations from the CDC and ADA to determine the best time to launch mobile dental services at DHG. The DHG Wellness Committee and DHCD will be kept informed as things continue to develop.</p>		July	August	September	October	November	December	January	February	■ Total Served	52	62	31	36	32	101	208	43
	July	August	September	October	November	December	January	February												
■ Total Served	52	62	31	36	32	101	208	43												





## IMPROVING ACCESS TO HEALTHCARE IN DESERT HIGHLAND GATEWAY ESTATES RFP-20201001 - Monthly REPORT

Goal	Goal/ Objective/ Other Topics	Successes, Emergent Issues, Challenges Findings, and Supporting Information (Graphs, reports, indicator results, etc.)																																																		
<b>3. Community Education Event</b>	<b>Conduct community education events and activities to address health care and other wellness topics</b>	<p>Due to the situation related to COVID-19 and most recently the surge in positive cases due to the Delta and Omicron Variants all community events continue to be on hold.</p> <p>No events to report during this month.</p>																																																		
<b>4. Enabling Services</b>	<b>By June 30, 2024, provide 600 individuals with assistance for applications, retention, addressing issues with their healthcare coverage and/or enabling services.</b>	<p>During this reporting period, Borrego Health’s Mobile Services team provided medical services to Four (4) uninsured patients.</p> <p>Pediatric patients who needed routine physical exams and or immunizations were granted temporarily Medi-cal thru the Child Health Disability Prevention program and referred to our Care Coordinator Specialist (CCS) for permanent insurance enrollment assistance.</p> <p>Adult and pediatric patients seen during this period who needed COVID-related services, testing, or vaccines were provided care at no cost. Adult uninsured patients were also referred to our CCS for program or insurance enrollment.</p> <p>The table below shows the total number of patients seen since the launch of services on July 12, 2021, up to this reporting period who lacked insurance coverage and were successfully enrolled in a health program or insurance.</p> <table border="1" style="width: 100%; border-collapse: collapse; margin-top: 10px;"> <thead> <tr style="background-color: #800000; color: white;"> <th style="text-align: center;"><i>Month</i></th> <th style="text-align: center;">Total Patients Served</th> <th style="text-align: center;">Total Visits</th> <th style="text-align: center;">Uninsured</th> <th style="text-align: center;">Patients Enrolled in Health Insurance</th> </tr> </thead> <tbody> <tr><td>July</td><td style="text-align: center;">51</td><td style="text-align: center;">52</td><td style="text-align: center;">8</td><td style="text-align: center;">0</td></tr> <tr><td>August</td><td style="text-align: center;">59</td><td style="text-align: center;">62</td><td style="text-align: center;">20</td><td style="text-align: center;">12</td></tr> <tr><td>September</td><td style="text-align: center;">28</td><td style="text-align: center;">31</td><td style="text-align: center;">6</td><td style="text-align: center;">8</td></tr> <tr><td>October</td><td style="text-align: center;">33</td><td style="text-align: center;">36</td><td style="text-align: center;">13</td><td style="text-align: center;">11</td></tr> <tr><td>November</td><td style="text-align: center;">24</td><td style="text-align: center;">27</td><td style="text-align: center;">14</td><td style="text-align: center;">7</td></tr> <tr><td>December</td><td style="text-align: center;">91</td><td style="text-align: center;">101</td><td style="text-align: center;">31</td><td style="text-align: center;">7</td></tr> <tr><td>January</td><td style="text-align: center;">171</td><td style="text-align: center;">200</td><td style="text-align: center;">52</td><td style="text-align: center;">16</td></tr> <tr><td>February</td><td style="text-align: center;">24</td><td style="text-align: center;">43</td><td style="text-align: center;">4</td><td style="text-align: center;">14</td></tr> <tr style="background-color: #cccccc;"><td><b>Total</b></td><td style="text-align: center;"><b>481</b></td><td style="text-align: center;"><b>552</b></td><td style="text-align: center;"><b>148</b></td><td style="text-align: center;"><b>75</b></td></tr> </tbody> </table>	<i>Month</i>	Total Patients Served	Total Visits	Uninsured	Patients Enrolled in Health Insurance	July	51	52	8	0	August	59	62	20	12	September	28	31	6	8	October	33	36	13	11	November	24	27	14	7	December	91	101	31	7	January	171	200	52	16	February	24	43	4	14	<b>Total</b>	<b>481</b>	<b>552</b>	<b>148</b>	<b>75</b>
<i>Month</i>	Total Patients Served	Total Visits	Uninsured	Patients Enrolled in Health Insurance																																																
July	51	52	8	0																																																
August	59	62	20	12																																																
September	28	31	6	8																																																
October	33	36	13	11																																																
November	24	27	14	7																																																
December	91	101	31	7																																																
January	171	200	52	16																																																
February	24	43	4	14																																																
<b>Total</b>	<b>481</b>	<b>552</b>	<b>148</b>	<b>75</b>																																																



## IMPROVING ACCESS TO HEALTHCARE IN DESERT HIGHLAND GATEWAY ESTATES RFP-20201001 - Monthly REPORT

Goal	Goal/ Objective/ Other Topics	Successes, Emergent Issues, Challenges Findings, and Supporting Information (Graphs, reports, indicator results, etc.)																				
<b>5. Teen Health</b>	<p><b>Include a teen health component that addresses risk behaviors. By June 30, 2024, 300 unduplicated teens will have participated in educational activities or received health care services.</b></p>	<p>During this reporting period, six (6) teens between the ages of twelve (12) to nineteen (19) years of age received medical services at the Mobile Clinic. Services included COVID tests, immunizations, school enrollment physicals, sports physicals, reproductive health, and sick checkups.</p> <table border="1" style="margin-left: auto; margin-right: auto; border-collapse: collapse; text-align: center;"> <thead> <tr style="background-color: #800000; color: white;"> <th></th> <th>Jul</th> <th>Aug</th> <th>Sep</th> <th>Oct</th> <th>Nov</th> <th>Dec</th> <th>Jan</th> <th>Feb</th> <th>Total</th> </tr> </thead> <tbody> <tr> <td style="background-color: #800000; color: white;"><b>Number of Patients Served</b></td> <td>38</td> <td>36</td> <td>5</td> <td>15</td> <td>6</td> <td>10</td> <td>34</td> <td>6</td> <td>116</td> </tr> </tbody> </table>		Jul	Aug	Sep	Oct	Nov	Dec	Jan	Feb	Total	<b>Number of Patients Served</b>	38	36	5	15	6	10	34	6	116
	Jul	Aug	Sep	Oct	Nov	Dec	Jan	Feb	Total													
<b>Number of Patients Served</b>	38	36	5	15	6	10	34	6	116													

# February 11, 2022

HEALTHY DESERT HIGHLAND GATEWAY ESTATES

IMPROVING ACCESS TO HEALTHCARE IN DESERT HIGHLAND GATEWAY ESTATES

---



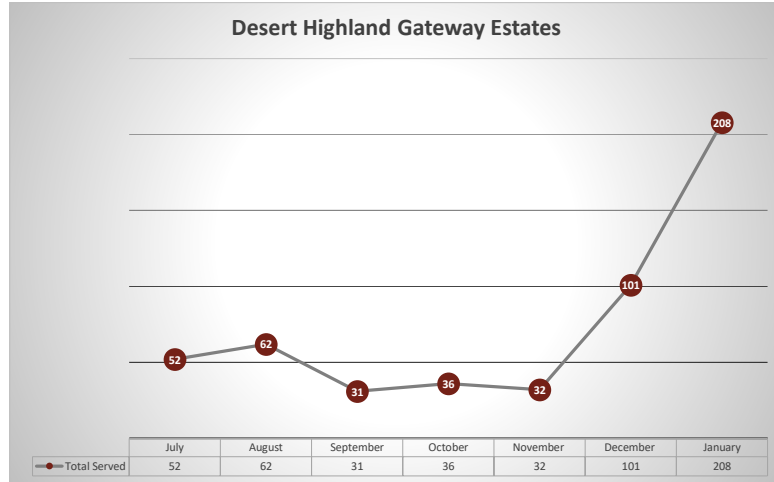
## Desert Highland Gateway Community | Agenda (Health Care Access Project) 02/11/2022

- 1 | Check in
- 2 | Welcome any new attendees
- 3 | Updates
  - Mobile Clinic
    - Update for January 2022
    - Zip Code Data
- 4 | Teamwork Session
  - How to increase awareness and utilization of services within the Community
    - Marketing and promotion
    - Outreach efforts
  - Community Satisfaction Survey
  - Teen program according to community needs
- 5 | Next Meeting: *Friday February 25th, 2021*



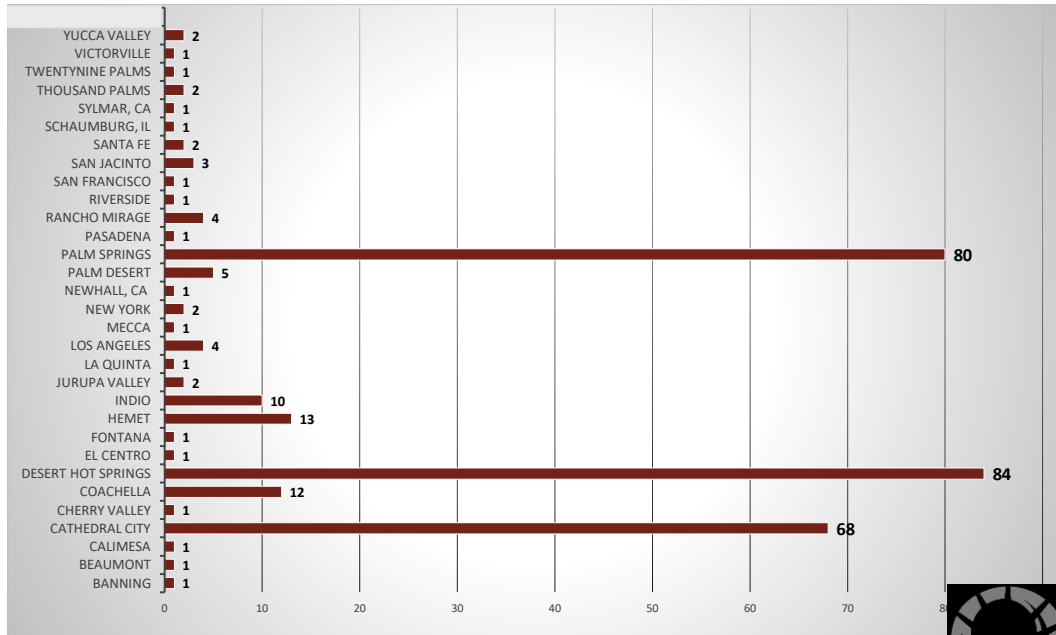
# Patient visits July 2021 – January 2022

Month	Total Served
July	52
August	62
September	31
October	36
November	32
December	101
January	208



July –  
December

City of  
Residency  
Report





Desert Highland Gateway Community | Agenda  
(Health Care Access Project)  
02/11/2022

- 1 | Check in
- 2 | Welcome any new attendees
- 3 | Updates
  - > Mobile Clinic
    - Update for January 2022
    - Zip Code Data
- 4 | Teamwork Session
  - How to increase awareness and utilization of services within the Community
    - Marketing and promotion
    - Outreach efforts
    - "How did you hear from us?" – tracking data
  - Community Satisfaction Survey
  - Teen program according to community needs
- 5 | Next Meeting: Friday February 25th, 2021



# Teen Health



## RECOMMENDATIONS

1. **Increase exposure to the world outside of Palm Springs<sup>1</sup>**
  - a. Description: Trips to museums, universities, job shadowing, internships, sporting events, etc.
  - b. Explanation: Hope levels & life experiences lead to future aspirations. Exposure to environments outside of their everyday lives will encourage them to set high goals for themselves to become what they see in regards to careers, relationships, and inspiration.
2. **Big Brothers/Sister Program**
  - a. Description: a program where high school students become big brothers/sisters for younger youth in their community.
  - b. Explanation: This will teach responsibility through mentorship and deter risky behaviors.
3. **Social and Emotional Learning**
  - a. Description: **Create an environment that will have: 1) a safe space, 2) a qualified counselor who is able to educate youth on how to verbalize their feelings, 3) resources on how to have open discussion with parents regarding their feelings (stress, depression, bullying) and 4) resources on how to not perform "the bystander effect"**
  - b. Explanation: Emotional health is an integral part of a youth's health.<sup>3</sup> Depression-related feelings are higher compared to Riverside County, California, and national statistics. Social and emotional learning reduces problem behaviors and emotional distress that interfere with the learning and development of students.
4. **Reinforce and encourage the importance of parent's roles in their children's development**
  - a. Description: **Implement school and community based outreach programs educating and encouraging parents on the importance of protective factors**
  - b. Explanation: Parental involvement in the youth development will allow the youth to prosper in future ambitions
5. **Sexual Education and Family Planning**
  - a. Description: **Educating parents on importance of communication with youth about sexual behavior**
  - b. Explanation: Teens that reported talking to their parents about sex-related topics were more likely to delay engaging in sex and use condoms when they did have sex.<sup>4</sup> When parents openly communicate with youth about sex, relationships, and prevention of pregnancy, HIV, and STIs, they help lower their chances of engaging in behaviors that places them at risk.
6. **Obesity Prevention and Healthy Weight Programs**
  - a. Description: **Hold monthly meetings discussing the importance of physical activity and what foods to include in your diet. Have a "health committee" that puts together a monthly "Health Newsletter" to be passed out to the community and school. Possibly have a weight loss contest for the student and the parents. If possible, have a culinary option where a chef comes to teach ways to cook healthy**
  - b. Explanation: The survey shows obesity levels are higher than the national and California averages for both the P.A.L.M. and DHGC youth.
7. **Suggestion Box** (in the school office and at the JOJ)

141



# Open Forum





# THANK YOU!

---

NEXT MEETING: FEBRUARY 25, 2022





**Desert Highland Gateway Community | Agenda**  
(Health Care Access Project)  
**02/25/2022**

1 | **Check in**

2 | **Welcome any new attendees**

3 | **Updates**

➤ **Mobile Clinic**

- *Update for February 2022*
- *Update on request for additional data (referrals)*
- *Update on Satisfaction Survey (Social Determinants of Health Committee/Assessment)*

4 | **Teen Health Teamwork Session**

- *Overview of Teen Health Strategic Plan for 2022*
- *April Community Event*

5 | **Next Meeting:** *Friday March 11th, 2022*



# February 25, 2022

HEALTHY DESERT HIGHLAND GATEWAY ESTATES

IMPROVING ACCESS TO HEALTHCARE IN DESERT HIGHLAND GATEWAY ESTATES

---



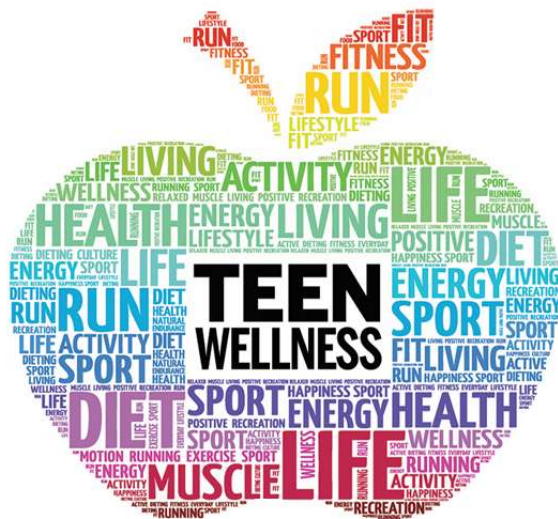
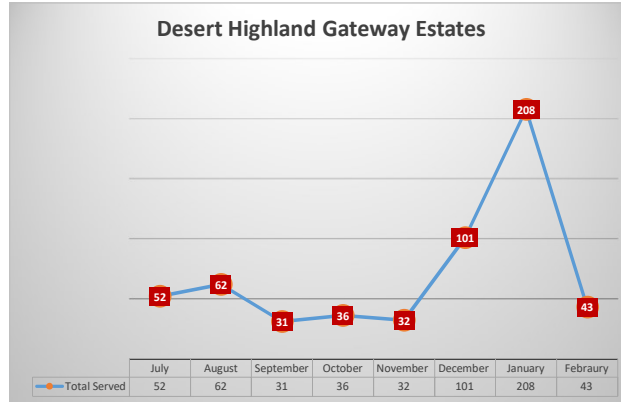
**Desert Highland Gateway Community | Agenda**  
(Health Care Access Project)  
02/25/2022

- 1 | Check in
- 2 | Welcome any new attendees
- 3 | Updates
  - > Mobile Clinic
    - Update for February 2022
    - Update on request for additional data (referrals)
    - Update on Satisfaction Survey (Social Determinants of Health Committee/Assessment)
- 4 | Teen Health Teamwork Session
  - Overview of Teen Health Strategic Plan for 2022
  - April Community Event
- 5 | Next Meeting: *Friday March 11th, 2022*



# Patient visits July 2021 – FEBRUARY 2022

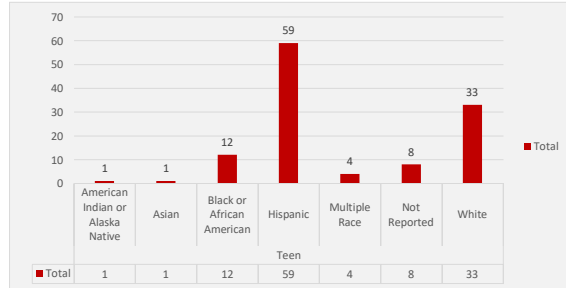
Month	Total Served
July	52
August	62
September	31
October	36
November	32
December	101
January	208
February	43



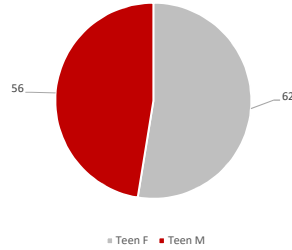
# July – December – Teen Health

COVID Test	8
COVID Vaccine	9
Follow up Visit	1
Immz	36
Sport Physical	2
Well Child Exam	62
<b>Total</b>	<b>118</b>

309 VISITS	
Pediatric 1-11yrs	59
<b>Teens 12yrs- 17yrs</b>	<b>118</b>
Adults A 18yrs-25yrs	21
Adults B 25yrs -55yrs	80
Adults C 55yrs - 89yrs	31



Insurance Status	
Insured	90
Non Insured	28



**YOUTH RISK BEHAVIOR SURVEY PALM SPRINGS 2017**

## RECOMMENDATIONS

- Increase exposure to the world outside of Palm Springs<sup>1</sup>**
  - Description: Trips to museums, universities, job shadowing, internships, sporting events, etc.
  - Explanation: Hope levels & life experiences lead to future aspirations. Exposure to environments outside of their everyday lives will encourage them to set high goals for themselves to become what they see in regards to careers, relationships, and inspiration.
- Big Brothers/Sister Program**
  - Description: a program where high school students become big brothers/sisters for younger youth in their community.
  - Explanation: This will teach responsibility through mentorship and deter risky behaviors.
- Social and Emotional Learning**
  - Description: **Create an environment that will have: 1) a safe space, 2) a qualified counselor who is able to educate youth on how to verbalize their feelings, 3) resources on how to have open discussion with parents regarding their feelings (stress, depression, bullying) and 4) resources on how to not perform "the bystander effect"**
  - Explanation: Emotional health is an integral part of a youth's health.<sup>3</sup> Depression-related feelings are higher compared to Riverside County, California, and national statistics. Social and emotional learning reduces problem behaviors and emotional distress that interfere with the learning and development of students.
- Reinforce and encourage the importance of parent's roles in their children's development**
  - Description: **Institute school and community based outreach programs educating and encouraging parents on the importance of proactive factors**
  - Explanation: Parental involvement in the youth development will allow the youth to prosper in future ambitions
- Sexual Education and Family Planning**
  - Description: **Educating parents on importance of communication with youth about sexual behavior**
  - Explanation: Teens that reported talking to their parents about sex-related topics were more likely to delay engaging in sex and use condoms when they did have sex.<sup>2</sup> When parents openly communicate with youth about sex, relationships, and prevention of pregnancy, HIV, and STIs, they help lower their chances of engaging in behaviors that places them at risk.
- Obesity Prevention and Healthy Weight Programs**
  - Description: **Hold monthly meetings discussing the importance of physical activity and what foods to include in your diet. Have a "health committee" that puts together a monthly "Health Newsletter" to be passed out to the community and school. Possibly have a weigh less contest for the student and the parents. If possible, have a culinary option where a chef comes to teach proper cook handling**
  - Explanation: The survey shows obesity levels are higher than the national and California averages for both the P.A.L.M. and DHGC youth.
- Suggestion Box** (in the school office and at the JOJ)





# Open Forum

---



# THANK YOU!

---

NEXT MEETING: MARCH 11, 2022





# IMPROVING ACCESS TO HEALTHCARE IN DESERT HIGHLAND GATEWAY ESTATES

## RFP-20201001 - Monthly REPORT

**Report Period:** 03/01/2022 – 03/31/2022  
 (Monthly report due the 15<sup>th</sup> of each month)

**Report by:** Heidi Galicia, Dir. School Base Health / Mobile Services

**Program/Project Information:**

**Grant # 1288**

**Project Title:** Improving Access to Healthcare in Desert Highland Gateway Estates

**Start Date:** 07/01/2021

**End Date:** 06/30/2024

**Term:** 36 Months

**Grant Amount:** \$575,000

**Executive Summary:** Borrego Health is committed to providing and increasing access to healthcare services for those living in Desert Highland Gateway Estates and the surrounding communities. This funding will provide support for a pilot mobile services program and begin to assess the sustainability of a more permanent health care program within the community. It is anticipated that 2,913 medical and dental visits will be conducted with part-time mobile services in the community.

Goal	Goal/ Objective/ Other Topics	Successes, Emergent Issues, Challenges Findings, and Supporting Information (Graphs, reports, indicator results, etc.)
1. Collaboration	<p><b>Through a multifaceted approach, Borrego Health intends to develop a collaborative relationship with the DHG Health and Wellness Committee. The team is committed to participation in meetings as desired by the committee to ensure open dialogue as to the perceptions of health issues. The committee will be informed of all planned schedules and activities on a monthly basis in advance to encourage</b></p>	<p>Borrego leadership continued to meet with the Desert Highland Gateway Estates Wellness committee to provide updates regarding the utilization of services, activities, and challenges. The goal is to encourage support, seek input and ideas from the neighborhood/community leaders to improve awareness and ultimately utilization of available services.</p> <p>Two (2) meetings were conducted this month.</p> <p><b>Attendees included:</b></p> <p><b><i>Desert Highland Gateway Wellness Committee:</i></b> Deiter Crawford, Cynthia Session</p> <p><b><i>Borrego Health:</i></b> Heidi Galicia, Director of School Base Health and Mobile Services, Porsha Wilson-Teen Health Coordinator.</p> <p><b>Other attendees invited by the Wellness Committee and or Borrego Health:</b> Meghan Kane – Senior Program Officer for the Desert Health Care District, Jana Trew - Senior Program Officer of Behavioral Health for the Desert Health Care District.</p>



# IMPROVING ACCESS TO HEALTHCARE IN DESERT HIGHLAND GATEWAY ESTATES

## RFP-20201001 - Monthly REPORT

Goal	Goal/ Objective/ Other Topics	Successes, Emergent Issues, Challenges Findings, and Supporting Information (Graphs, reports, indicator results, etc.)		
	<p><b>support and participation. Any changes will be clearly communicated to avoid any misunderstanding.</b></p>	<p><b>Meeting highlights for this reporting period:</b></p> <ul style="list-style-type: none"> <li>• Review of data that includes utilization of services since July 2021.</li> <li>• During last meeting, Heidi presented data that reflected patients city of residency, those in attendance requested to see data broken down by street in order to determine if they belong to the Desert Highland Gateway Community. Heidi provided a report of patients seen by street of residency; data only included those within Palm Springs zip code. Out of the eighty (80) patients seen from July to December of 2021, data reflects that forty-three (43) patients reside within the Desert Highland Gateway Estates.</li> <li>• In efforts to determine best outreach strategies, Borrego will begin to track answers to a “How did you hear about us” question as a built in field in the patients electronic health system. The DHG Wellness committee were presented with several options to determine the best list of options, these include but not limited to             <table style="width: 100%; border: none;"> <tr> <td style="vertical-align: top;"> <ul style="list-style-type: none"> <li>➢ Referral from other health care provider</li> <li>➢ Walk-in</li> <li>➢ Friend/Family Member</li> <li>➢ Event</li> <li>➢ Health Education Session</li> <li>➢ Hospital</li> <li>➢ Newspaper</li> <li>➢ Other</li> <li>➢ Outreach</li> <li>➢ Social Media (Facebook, Twitter,, Instagram)</li> <li>➢ Website or Web search (Google, Yelp, IE Connect)</li> </ul> </td> <td style="vertical-align: top;"> <ul style="list-style-type: none"> <li>➢ Radio</li> <li>➢ Billboard</li> <li>➢ City Entity</li> <li>➢ COVID19.CA.GOV Website</li> <li>➢ Employer</li> <li>➢ Flyer</li> <li>➢ TV Commercial</li> <li>➢ TV News Broadcast</li> <li>➢ County Website</li> <li>➢ School District</li> </ul> </td> </tr> </table> </li> <li>• Borrego Health will be sending a satisfaction survey to those who received services in the past 6 months at the mobile clinic while located in the Desert Highland Gateway Estates. Data will be presented in April’s meeting.</li> <li>• April is Alcohol Awareness Month. In efforts to connect with adolescents of the Desert Highland Gateway Estates regarding such important topic, Porsha Wilson, Teen Health Coordinator presented the group with a community event idea “Don’t Drink and Paint” A health education art class in which kids of ages 12 – 19 yrs. old will be guided thru an art piece that will reflect what they will learn in regards to Alcoholism prevention and Awareness.</li> </ul>	<ul style="list-style-type: none"> <li>➢ Referral from other health care provider</li> <li>➢ Walk-in</li> <li>➢ Friend/Family Member</li> <li>➢ Event</li> <li>➢ Health Education Session</li> <li>➢ Hospital</li> <li>➢ Newspaper</li> <li>➢ Other</li> <li>➢ Outreach</li> <li>➢ Social Media (Facebook, Twitter,, Instagram)</li> <li>➢ Website or Web search (Google, Yelp, IE Connect)</li> </ul>	<ul style="list-style-type: none"> <li>➢ Radio</li> <li>➢ Billboard</li> <li>➢ City Entity</li> <li>➢ COVID19.CA.GOV Website</li> <li>➢ Employer</li> <li>➢ Flyer</li> <li>➢ TV Commercial</li> <li>➢ TV News Broadcast</li> <li>➢ County Website</li> <li>➢ School District</li> </ul>
<ul style="list-style-type: none"> <li>➢ Referral from other health care provider</li> <li>➢ Walk-in</li> <li>➢ Friend/Family Member</li> <li>➢ Event</li> <li>➢ Health Education Session</li> <li>➢ Hospital</li> <li>➢ Newspaper</li> <li>➢ Other</li> <li>➢ Outreach</li> <li>➢ Social Media (Facebook, Twitter,, Instagram)</li> <li>➢ Website or Web search (Google, Yelp, IE Connect)</li> </ul>	<ul style="list-style-type: none"> <li>➢ Radio</li> <li>➢ Billboard</li> <li>➢ City Entity</li> <li>➢ COVID19.CA.GOV Website</li> <li>➢ Employer</li> <li>➢ Flyer</li> <li>➢ TV Commercial</li> <li>➢ TV News Broadcast</li> <li>➢ County Website</li> <li>➢ School District</li> </ul>			



# IMPROVING ACCESS TO HEALTHCARE IN DESERT HIGHLAND GATEWAY ESTATES

## RFP-20201001 - Monthly REPORT

Goal	Goal/ Objective/ Other Topics	Successes, Emergent Issues, Challenges Findings, and Supporting Information (Graphs, reports, indicator results, etc.)																																																																																						
<b>2. service</b>	<b>By June 30, 2024, a minimum of 2053 patient care medical and 860 dental visits will be provided.</b>	<p>During this month, Medical Mobile Services continued to be promoted and marketed thru flyer distribution at local businesses, churches, and at the James O Jessie Unity Center.</p> <p>The table below shows the total number of patients seen since the launch of services on July 12, 2021, up to this reporting period.</p> <table border="1" style="width: 100%; border-collapse: collapse; margin-bottom: 10px;"> <thead> <tr style="background-color: #800000; color: white;"> <th>Month</th> <th>Number of Patients Served</th> <th>Number of Visits</th> <th>Medical Visits</th> <th>Dental Visits</th> <th>Total Uninsured</th> </tr> </thead> <tbody> <tr><td>July</td><td>51</td><td>52</td><td>52</td><td>0</td><td>8</td></tr> <tr><td>August</td><td>59</td><td>62</td><td>62</td><td>0</td><td>19</td></tr> <tr><td>September</td><td>28</td><td>31</td><td>31</td><td>0</td><td>5</td></tr> <tr><td>October</td><td>33</td><td>36</td><td>36</td><td>0</td><td>13</td></tr> <tr><td>November</td><td>24</td><td>27</td><td>27</td><td>0</td><td>14</td></tr> <tr><td>December</td><td>91</td><td>101</td><td>101</td><td>0</td><td>31</td></tr> <tr><td>January</td><td>171</td><td>200</td><td>200</td><td>0</td><td>52</td></tr> <tr><td>February</td><td>24</td><td>43</td><td>43</td><td>0</td><td>4</td></tr> <tr><td>March</td><td>10</td><td>30</td><td>30</td><td>0</td><td>2</td></tr> <tr style="background-color: #800000; color: white;"><td><b>Total</b></td><td>491</td><td>582</td><td>582</td><td>0</td><td>148</td></tr> </tbody> </table> <div style="text-align: center;"> <h3>Desert Highland Gateway Estates</h3> <table border="1" style="width: 100%; border-collapse: collapse; margin-top: 10px;"> <thead> <tr> <th>Month</th> <th>July</th> <th>August</th> <th>September</th> <th>October</th> <th>November</th> <th>December</th> <th>January</th> <th>February</th> <th>March</th> </tr> </thead> <tbody> <tr> <td>Total Served</td> <td>52</td> <td>62</td> <td>31</td> <td>36</td> <td>32</td> <td>101</td> <td>208</td> <td>43</td> <td>30</td> </tr> </tbody> </table> </div>	Month	Number of Patients Served	Number of Visits	Medical Visits	Dental Visits	Total Uninsured	July	51	52	52	0	8	August	59	62	62	0	19	September	28	31	31	0	5	October	33	36	36	0	13	November	24	27	27	0	14	December	91	101	101	0	31	January	171	200	200	0	52	February	24	43	43	0	4	March	10	30	30	0	2	<b>Total</b>	491	582	582	0	148	Month	July	August	September	October	November	December	January	February	March	Total Served	52	62	31	36	32	101	208	43	30
Month	Number of Patients Served	Number of Visits	Medical Visits	Dental Visits	Total Uninsured																																																																																			
July	51	52	52	0	8																																																																																			
August	59	62	62	0	19																																																																																			
September	28	31	31	0	5																																																																																			
October	33	36	36	0	13																																																																																			
November	24	27	27	0	14																																																																																			
December	91	101	101	0	31																																																																																			
January	171	200	200	0	52																																																																																			
February	24	43	43	0	4																																																																																			
March	10	30	30	0	2																																																																																			
<b>Total</b>	491	582	582	0	148																																																																																			
Month	July	August	September	October	November	December	January	February	March																																																																															
Total Served	52	62	31	36	32	101	208	43	30																																																																															



## IMPROVING ACCESS TO HEALTHCARE IN DESERT HIGHLAND GATEWAY ESTATES RFP-20201001 - Monthly REPORT

Goal	Goal/ Objective/ Other Topics	Successes, Emergent Issues, Challenges Findings, and Supporting Information (Graphs, reports, indicator results, etc.)
		<p>Due to the ever-changing situation related to the 2019 Novel Coronavirus (COVID-19) and most recently the surge in positive cases due to the Omicron Variant, dental professionals continue to be considered of increased occupational risk because of their routine exposure to patient's airways and performance of the aerosol-generating procedure. Due to the confined space of mobile clinics and the risk to our dental staff, Borrego Health did not launch dental services during this reporting period. Instead, patients encountered during the medical mobile days were assessed for dental-related needs and referred to Borrego's nearest dental clinic, at either Centro Medico Cathedral City or DHS Health and Wellness Center depending on patient preference. Shuttle services continue to be provided to and from our dental clinic as needed for patients who lack transportation. Borrego Health will continue to monitor data from the Riverside County of Public Health and recommendations from the CDC and ADA to determine the best time to launch mobile dental services at DHG. The DHG Wellness Committee and DHCD will be kept informed as things continue to develop.</p>
<p><b>3. Community Education Event</b></p>	<p><b>Conduct community education events and activities to address health care and other wellness topics</b></p>	<p>No events to report during this month. However, Borrego Health is planning a community event geared to adolescents in observance of the Alcohol Awareness Month, which occurs in April. The event is titled: "Don't Drink and Paint". A representative of the Substance abuse and prevention program for the Department of Public Health will educate youth on how our brains react to alcohol and how to manage peer pressure. Local artist will then provide an art session so that participants can put their brains/creative minds to work, the art piece will reflect what they learned thru the education session to take home as a reminder of what was learned.</p>
<p><b>4. Enabling Services</b></p>	<p><b>By June 30, 2024, provide 600 individuals with assistance for applications, retention, addressing issues with their healthcare coverage and/or enabling services.</b></p>	<p>During this reporting period, Borrego Health's Mobile Services team provided medical services to Two (2) uninsured patients.</p> <p>Pediatric patients who needed routine physical exams and or immunizations were granted temporarily Medi-cal thru the Child Health Disability Prevention program and referred to our Care Coordinator Specialist (CCS) for permanent insurance enrollment assistance.</p> <p>Adult and pediatric patients seen during this period who needed COVID-related services, testing, or vaccines were provided care at no cost. Adult uninsured patients were also referred to our CCS for program or insurance enrollment.</p> <p>The table below shows the total number of patients seen since the launch of services on July 12, 2021, up to this reporting period who lacked insurance coverage and were successfully enrolled in a health program or insurance.</p>





# IMPROVING ACCESS TO HEALTHCARE IN DESERT HIGHLAND GATEWAY ESTATES

## RFP-20201001 - Monthly REPORT

Goal	Goal/ Objective/ Other Topics	Successes, Emergent Issues, Challenges Findings, and Supporting Information (Graphs, reports, indicator results, etc.)																										
		Month	Total Patients Served	Total Visits	Uninsured	Patients Enrolled in Health Insurance																						
		July	51	52	8	0																						
		August	59	62	20	12																						
		September	28	31	6	8																						
		October	33	36	13	11																						
		November	24	27	14	7																						
		December	91	101	31	7																						
		January	171	200	52	16																						
		February	24	43	4	14																						
		March	10	30	2	6																						
		<b>Total</b>	<b>491</b>	<b>582</b>	<b>150</b>	<b>81</b>																						
<b>5. Teen Health</b>	<b>Include a teen health component that addresses risk behaviors. By June 30, 2024, 300 unduplicated teens will have participated in educational activities or received health care services.</b>	<p>During this reporting period, one (1) teen between the ages of twelve (12) to nineteen (19) years of age received medical services at the Mobile Clinic.</p> <table border="1" style="margin-left: auto; margin-right: auto; border-collapse: collapse; text-align: center;"> <thead> <tr style="background-color: #800000; color: white;"> <th></th> <th>Jul</th> <th>Aug</th> <th>Sep</th> <th>Oct</th> <th>Nov</th> <th>Dec</th> <th>Jan</th> <th>Feb</th> <th>March</th> <th>Total</th> </tr> </thead> <tbody> <tr> <td style="background-color: #800000; color: white; text-align: left;">Number of Patients Served</td> <td>38</td> <td>36</td> <td>5</td> <td>15</td> <td>6</td> <td>10</td> <td>34</td> <td>6</td> <td>1</td> <td>117</td> </tr> </tbody> </table>						Jul	Aug	Sep	Oct	Nov	Dec	Jan	Feb	March	Total	Number of Patients Served	38	36	5	15	6	10	34	6	1	117
	Jul	Aug	Sep	Oct	Nov	Dec	Jan	Feb	March	Total																		
Number of Patients Served	38	36	5	15	6	10	34	6	1	117																		

# March 11, 2022

HEALTHY DESERT HIGHLAND GATEWAY ESTATES

IMPROVING ACCESS TO HEALTHCARE IN DESERT HIGHLAND GATEWAY ESTATES

---



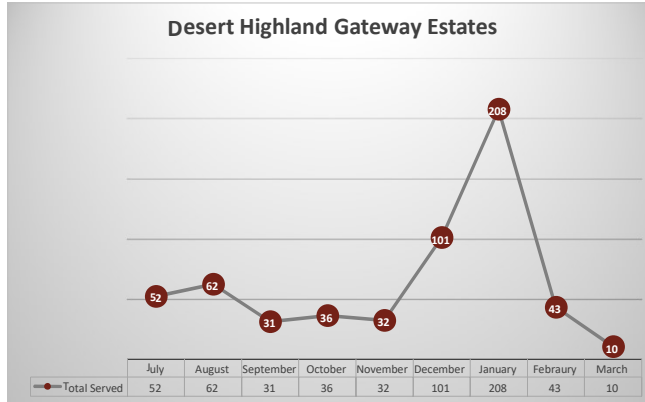
**Desert Highland Gateway Community | Agenda**  
(Health Care Access Project)  
03/11/2022

- 1 | Check in
- 2 | Welcome any new attendees
- 3 | Updates
  - Mobile Clinic
    - Utilization Updates
    - Update on request for additional data
    - Update on Satisfaction Survey (Social Determinants of Health Committee/Assessment)
- 4 | Teen Health Teamwork Session
  - April – Don't Drink and Paint Teen Event
    - Updates
    - Task List
- 5 | Next Meeting: *Friday March 25th, 2022*



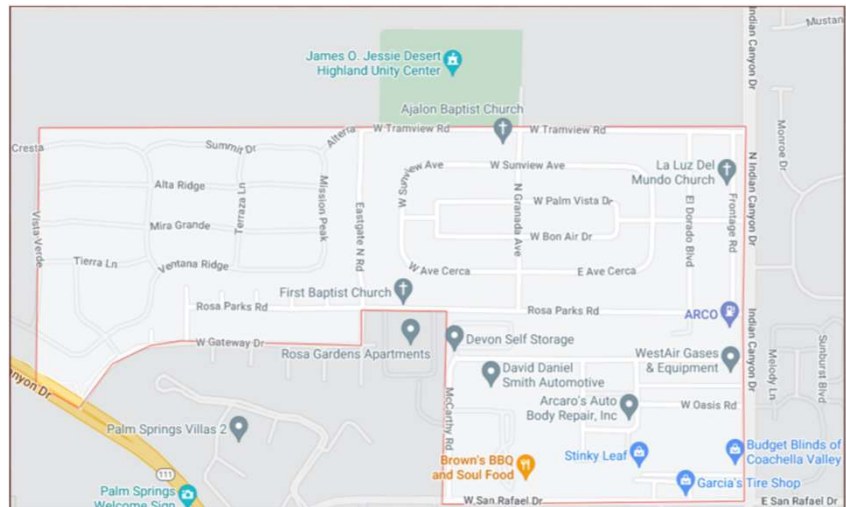
# Patient visits July 2021 – Present

Month	Total Served
July	52
August	62
September	31
October	36
November	32
December	101
January	208
February	43
March	10



Street	Count of Street (PS Only)
Avenida Cerca	5
Cabrillo Rd	2
Cathy Cir	2
Desert Song Ln	1
E Camino Parocela	1
E Palm Canyon Dr	1
E San Rafael Dr	1
E Tahquitz Canyon Way	1
Karen Ln	1
Linden Way	1
N Cerritos Dr	2
N Eastgate Rd	4
N Indian Canyon Rd	1
N Los Alamos Rd	1
N Sunrise Way	4
W Oasis Rd	3
Po Box	9
Pueblo Vista St.	1
Snowview Dr	1
Sterling Ave	3
Summit Dr	1
Sunny Dunes Rd	1
Tamarisk Rd	1
W Bon Air Dr	4
W Gateway Dr	2
W Palm Vista Dr	2
W Rosa Parks Rd	5
W Sunrise Ave	3
W Sunview Ave	5
W Tramview Rd	11

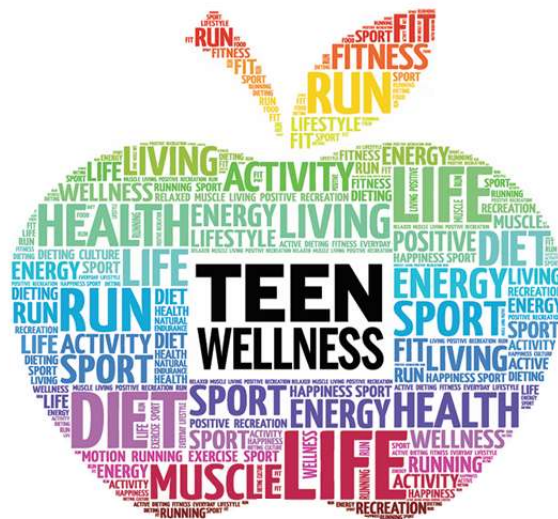
## Where in Palm Springs?



## How Did You Hear About Us?

---

- Referred by Other Provider
- Referral Service
- Walk-In
- Friend/Family Member
- Event
- Health Education
- Hospital
- Newspaper
- Other
- Outreach
- Facebook
- Twitter
- Instagram
- Google
- Website or Web Search
- Yelp
- Radio
- Billboard
- City Entity
- COVID19.CA.GOV Website
- Employer
- Flyer
- TV Commercial
- TV New Broadcast
- County Website
- School District



## April Teen Event

- Alcohol Awareness Month
- Community Partners
  - IEHP
  - Molina
  - Joann's
  - Michaels
- Day Of Event
  - Mobile Day (Access to health provider)
  - Behavioral Health via Telehealth
  - Giveaways
    - Art Supplies
    - Educational Packet for parents
    - Other
- Needs:
  - Secure Paint Instructor
  - DJ in the Community?



**April is Alcohol Awareness Month**

**Don't Drink & PAINT**

**FRIDAY, APRIL 29, 2022**  
**START : 12PM-2PM**

**Free Admission:**  
**INCLUDES, PAINT SUPPLIES, SNACKS, LIVE DJ, & PAINT INSTRUCTOR**

*James O. Jessie Desert Highland Unity Center*  
 480 W Tramview Rd, Palm Springs, CA 92262

R.S.V.P Contact (760) 323-8271  
**AGES: 12-19**



## Open Forum

---





# THANK YOU!

---

NEXT MEETING: MARCH 25, 2022



# March 25, 2022

HEALTHY DESERT HIGHLAND GATEWAY ESTATES

IMPROVING ACCESS TO HEALTHCARE IN DESERT HIGHLAND GATEWAY ESTATES

---



## Desert Highland Gateway Community | Agenda (Health Care Access Project) 03/25/2022

- 1 | Check in
- 2 | Welcome any new attendees
- 3 | Updates
  - > Mobile Clinic
    - Utilization Updates
    - How did you hear about us?
  - Community Garden
    - "Master Garden" -UC Davis College
- 5 | Teen Health Teamwork Session
  - April – Don't Drink and Paint Teen Event
    - Updates
    - Task List
- 5 | Next Meeting: *Friday April 8th, 2022*



# Patient visits July 2021 – Present

Month	Total Served
July	52
August	62
September	31
October	36
November	32
December	101
January	208
February	43
March	16



## How Did You Hear About Us?

- **Referred by Health Care Provider**
- Referral Service
- Walk-In
- Friend/Family Member
- Event/Outreach
- Health Education
- Hospital
- Newspaper
- Other
- **Social Media**
- **Faith Base Entity**
- **James O Jessie Center**
- **Connect IE**
- Google
- Website or Web Search
- Radio
- Billboard
- City Entity
- COVID19.CA.GOV Website
- Employer
- Flyer
- TV Commercial
- TV New Broadcast
- County Website
- School District
- **Neighborhood Meeting**





Don't Drink and Paint - Teen Health Event			
Item	Actions	Person Responsible	Status
Venue	<ol style="list-style-type: none"> <li>1. Confirm that the Event can take place at the James O Jessie Center, during their Spring Break Camp.</li> <li>2. Date of the Event - This will depend on the conversation with Jarvis. (2hrs long)</li> <li>3. Confirm Utilization of a designated area in the center <u>aptd</u> for an art project, keeping in mind the art products and possible spills. including the use of Tables, Chairs, restroom access, wash stations etc.</li> <li>4. Decorations</li> </ol>	<ol style="list-style-type: none"> <li>1.Heidi/Porsha</li> <li>2.Porsha</li> <li>3.Porsha</li> <li>4.Heidi/Porsha</li> </ol>	<p>Update:</p> <p>Porsha presented to Ann Collins, Recreation Program Director at the James O Jessie Center, and the possibility of this event, which was well received.</p> <p>Currently in the process of reviewing, the existing MOU with the center to include educational events as the original MOU only stated clinical services.</p> <p>Once MOU or Addendum is finalized, a date will be set, however the goal remains to have the event during the spring camp.</p>
Presenters/Special Guest	<ol style="list-style-type: none"> <li>1. Substance Abuse speaker to provide education regarding alcoholism intervention and prevention with the focus on adolescents.</li> <li>2. A second speaker idea – someone from the local police department that could speak to attendees regarding consequences of alcoholism in our neighborhood. Pending to contact the Chief of Police.</li> <li>3. <b>Paint instructor</b></li> </ol>	<ol style="list-style-type: none"> <li>1.Porsha</li> <li>2.Dieter</li> <li>3.<b>Dieter</b></li> </ol>	<p>Porsha reached out to Jamal Johnson Alcohol and Drug Counselor of San Bernardino who is interested in participating, pending to get back to him with a date.</p> <p>Porsha reached out and connected with Lupe Madrigal, Supervising Behavioral Health Specialist for the Riverside Substance Abuse Prevention and Treatment Program. Who is willing support this event and future efforts with speakers (certified substance abuse counselors) and educational material</p> <p>Pending collaboration with MADD, which is Mother Against Drunk Driving. Mothers who have lost a child due to drunk driving, they provide Car Crash scenarios among other resources. A meeting has been set for Monday March 28<sup>th</sup>, 2022 at 10am.</p>



Don't Drink and Paint - Teen Health Event			
Publicity	<ol style="list-style-type: none"> <li>1. Event Flyer -Develop a drafted flyer to present to the committee</li> <li>2. Finalized and approve flyer to include the date and time of event.</li> <li>3. Print Flyer</li> <li>4. Social Media Post</li> <li>5. Flyer Distribution – School District, local businesses, Churches, apartment complex.</li> <li>6. Local Media?</li> </ol>	<ol style="list-style-type: none"> <li>1. Porsha</li> <li>2. Porsha/Sam</li> <li>3. Heidi</li> <li>4. Sam/Heidi/Porsha</li> <li>5. /Will</li> <li>6. ALL</li> <li>Heidi</li> </ol>	<p>Upon date confirmation, Borrego marketing team will be finalized a revised flyer draft to present to the team. Changes will include the color background, date, time and location of event.</p>
Entertainment	<ol style="list-style-type: none"> <li>1. <b>DI</b></li> <li>2. Food and Drinks</li> <li>3. <b>Organizations that would be interested in participating.</b></li> <li>4. <b>Car Crashed Visualization – Would be great to have out in the parking lot.</b></li> <li>5. Giveaways – Art and Educational Materials.</li> </ol>	<ol style="list-style-type: none"> <li>1. <b>Pending</b></li> <li>2. Heidi/Porsha</li> <li>3. <b>ALL</b></li> <li>4. <b>Heidi/Dieter</b></li> </ol>	<ol style="list-style-type: none"> <li>1. Pending on Date</li> <li>2. Borrego Health will provide snacks for participants.</li> <li>5. Pending to hear back from IEHP. However, Borrego will be providing swag bags.</li> </ol>
Sponsors	<p>Paint Supplies: Acrylic Paint, Canvases, Brushes, Tabletop Easels, Instructional Easel, Water Containers, Paper Towels.</p> <ol style="list-style-type: none"> <li>1. Michaels</li> <li>2. Joann's</li> <li>3. Wal-Mart</li> <li>4. IEHP</li> <li>5. Molina</li> <li>6. <b>DHCD</b></li> </ol>	<p>Heidi/Porsha</p>	<ol style="list-style-type: none"> <li>1. Joann's has agreed to provide a limited amount of art supplies. Borrego to provide a <u>list</u> of specific items, Joann will try to accommodate depending on available inventory.</li> <li>2. Pending to hear from Michaels.</li> <li>3. Will be reaching out to Wal-Mart</li> <li>4. Pending to hear back from IEHP and Molina</li> </ol>
Miscellaneous	<ol style="list-style-type: none"> <li>1. Volunteers</li> <li>2. Set UP/Breakdown/Clean up</li> </ol>		<p><b>This will be designated closer to the event date.</b></p>





# Open Forum

---



# THANK YOU!

---

NEXT MEETING: MARCH 25, 2022





**April is  
Alcohol  
Awareness  
Month**

**Don't Drink &**

**PAINT**

**FRIDAY, APRIL 29, 2022**  
**START : 12PM-2PM**

Free Admission:

INCLUDES, PAINT SUPPLIES, SNACKS, LIVE DJ,  
& PAINT INSTRUCTOR

*James O. Jessie Desert Highland Unity Center*  
*480 W Tramview Rd, Palm Springs, CA 92262*

R.S.V.P Contact (760) 323-8271

**AGES: 12-19 YESARS OLD**