



**DESERT HEALTHCARE FOUNDATION
PROGRAM COMMITTEE
Program Committee Meeting
April 12, 2022
5:30 P.M.**

Or Immediately Following the Program Committee Desert Healthcare District Meeting

In lieu of attending the meeting in person, members of the public will be able to participate by webinar by using the following Zoom link:

<https://us02web.zoom.us/j/88928938005?pwd=eU0wN1I5MENSN3ICdVpneVZjSE50QT09>

Password: 678064

Participants will need to download the Zoom app on their mobile devices. Members of the public may also be able to participate by telephone, using the follow dial in information:

Dial in #:(669) 900-6833 To Listen and Address the Board when called upon:

Webinar ID: 889 2893 8005

<i>Page(s)</i>	AGENDA	<i>Item Type</i>
	I. Call to Order – Vice-President/Secretary Evett PerezGil, Committee Chairperson	
1-2	II. Approval of Agenda	Action
3-5	III. Meeting Minutes 1. March 08, 2022	Action
	IV. Public Comments At this time, comments from the audience may be made on items <u>not</u> listed on the agenda that are of public interest and within the subject-matter jurisdiction of the District. The Committee has a policy of limiting speakers to not more than three minutes. The Committee cannot take action on items not listed on the agenda. Public input may be offered on an agenda item when it comes up for discussion and/or action.	
6-7	V. Old Business 1. Grant Payment Schedules 2. Coachella Valley Equity Collaborative a. Vaccination, Education, and Outreach 3. Expanding the District’s Role of the Coachella Valley Equity Collaborative Beyond the COVID-19 Response	Information Information Information



**DESERT HEALTHCARE FOUNDATION
PROGRAM COMMITTEE
Program Committee Meeting
April 12, 2022
5:30 P.M.**

Or Immediately Following the Program Committee Desert Healthcare District Meeting

In lieu of attending the meeting in person, members of the public will be able to participate by webinar by using the following Zoom link:

<https://us02web.zoom.us/j/88928938005?pwd=eU0wN1I5MENSN3ICdVpneVZjSE50QT09>

Password: 678064

Participants will need to download the Zoom app on their mobile devices. Members of the public may also be able to participate by telephone, using the follow dial in information:

Dial in #:(669) 900-6833 To Listen and Address the Board when called upon:

Webinar ID: 889 2893 8005

- | | | |
|------|--|-------------|
| | 4. Update – Request for Qualifications (RFQ) – South Coast Air Quality Management District (SCAQMD) – Partnerships for Air Quality Community Training in Rural Communities in the Eastern Coachella Valley – Goal #6 - Strategic Goal Priority 6.1 | Information |
| | 5. Advancing the District’s Role in Addressing the Healthcare Needs of Black Communities in the Coachella Valley – Update | Information |
| 8-17 | a. One Future Coachella Valley Scholarship Fund | |
| | b. Access to Healthcare – Borrego Health Foundation | |
| | 6. Homelessness Initiative | Information |
| | a. CVAG CV Housing First DHCD \$500K contribution: PowerPoint presentation by Greg Rodriguez | |
| 18 | 7. Behavioral Health Initiative | Information |
| | a. BHI Request for Proposals: <i>Improving Access to Mental Health Prevention Services to Children (0-18 years) and Their Families</i> NTE \$500K/2 years | |
| | b. Health Career Connection Summer 2022 Intern | |

VI. Committee Member Comments

VII. Adjournment

Next Scheduled Meeting May 10, 2022



**DESERT HEALTHCARE FOUNDATION
PROGRAM COMMITTEE MEETING
MEETING MINUTES
March 08, 2022**

Directors & Community Members Present	District Staff Present via Video Conference	Absent
Chair/Vice-President/Secretary Evett PerezGil President Karen Borja Director Zavala	Conrado E. Bázquez, MD, Chief Executive Officer Chris Christensen, CAO Donna Craig, Chief Program Officer Alejandro Espinoza, Chief of Community Engagement Meghan Kane, Senior Program Officer Jana Trew, Senior Program Officer, Behavioral Health Andrea S. Hayles, Clerk of the Board	

AGENDA ITEMS	DISCUSSION	ACTION
I. Call to Order	The meeting was called to order at 5:41 p.m. by Chair PerezGil.	
II. Approval of Agenda	Chair PerezGil asked for a motion to approve the agenda.	Moved and seconded by President Borja and Director Zavala to approve the agenda. Motion passed unanimously.
III. Meeting Minutes 1. February 08, 2022	Chair PerezGil asked for a motion to approve the February 08, 2022, minutes.	Moved and seconded by Director Zavala and President Borja to approve the February 08, 2022, meeting minutes. Motion passed unanimously.
IV. Public Comment	There was no public comment.	
V. Old Business		
1. Grant Payment Schedules	Chair PerezGil inquired with the committee concerning questions related to the grant payment schedules.	
2. Coachella Valley Equity Collaborative Vaccination Education and Outreach	Alejandro Espinoza, Chief of Community Engagement, explained that the Collaborative continues its efforts of COVID testing and vaccinations with COVID positive data decreasing throughout the county, including in the Coachella Valley by 36%. The Collaborative also remains	

**DESERT HEALTHCARE FOUNDATION
PROGRAM COMMITTEE MEETING
MEETING MINUTES
March 08, 2022**

<p>3. Advancing the District’s Role in Addressing the Healthcare Needs of Black Communities in the Coachella Valley – Update</p> <ul style="list-style-type: none"> a. One Future Coachella Valley Scholarship Fund b. Access to Healthcare – Borrego Health Foundation 	<p>engaged with ongoing events with the school districts throughout the Coachella Valley. The Collaborative has partnered with Borrego Health and the UCR School of Medicine Free Clinic in conjunction with free medical services to provide testing and vaccinations at the Mecca Library on the second Saturday of each month. Mr. Espinoza provided an overview of marketing and an upcoming radio PSA with Inland Congregations United for Change (ICUC) and two other Spanish language radio stations to provide dates, times, and locations on upcoming testing and vaccination sites, further describing additional upcoming events with the promotaras.</p> <p>Donna Craig, Chief Program Officer, provided an update on One Future Coachella Valley’s report describing the scholarship awards ceremony and the student recipients of the awards.</p> <p>Ms. Craig provided details of Borrego Health’s patient visits in Desert Highland Gateway Estates since July 2021, with the majority of those served between the ages of 12-17 years old. In March, Borrego will choose a theme for an upcoming event to target teens on various health topics. Ms. Craig noted that Borrego Health’s staff member, Porsche, has been successful with the development</p>	
--	---	--

**DESERT HEALTHCARE FOUNDATION
PROGRAM COMMITTEE MEETING
MEETING MINUTES
March 08, 2022**

	of teen clinics and teen programs in other areas served by Borrego to ensure that the population is proactive about their health.	
VI. New Business		
1. RFQ/RFP Process and Timeline – South Coast Air Quality Management District (SCAQMD) – Partnerships for Air Quality Community Training in Rural Communities in the Eastern Coachella Valley	Conrado Bárzaga, MD, CEO, provided an overview of the difference between the RFQ and RFP process as inquired by President Borja, describing the goals versus the scope of work for qualifications. Dr. Bárzaga detailed the administrative costs for the Foundation, the number of hours for staff participation, and supervision, further explaining the Foundation’s \$27,000 match to supplement the additional costs to organizations to achieve the work.	
VII. Committee Member Comments	Chair PerezGil noted that the next scheduled meeting is on April 12.	
VIII. Adjournment	Chair PerezGil adjourned the meeting at 5:49 p.m.	Audio recording available on the website at http://dhcd.org/Agendas-and-Documents

ATTEST: _____
Evelt PerezGil, Chair/Vice-President/Secretary
Program Committee

Minutes respectfully submitted by Andrea S. Hayles, Clerk of the Board

DESERT HEALTHCARE FOUNDATION								
OUTSTANDING GRANTS AND GRANT PAYMENT SCHEDULE								
March 31, 2022								
TWELVE MONTHS ENDING JUNE 30, 2022								
A/C 2190 and A/C 2186-Long term			6/30/2021 Open	New Grants Current Yr	Total Paid	3/31/2022 Open		
Grant ID Nos.	Name		BALANCE	2021-2022	July-June	BALANCE		
Health Portal	Remaining Collective Funds-Mayor's Race & DHCF		\$ 72,176		\$ -	\$ 72,176	HP-cvHIP	
BOD - 04/24/18	Behavioral Health Initiative Collective Fund		\$ 1,752,356		\$ 416,579	\$ 1,335,777	Behavioral Health	
BOD - 06/26/18 BOD	Avery Trust Funds-Committed to Pulmonary services		\$ 795,017		\$ 49,140	\$ 745,877	Avery Trust	
BOD - 6/25/19 BOD (#1006)	DHCD - Homelessness Initiative Collective Fund		\$ 595,714		\$ 501,657	\$ 94,057	Homelessness	
BOD - 02/23/21 BOD (#1148)	OneFuture - Black and African American Healthcare Scholarship - 2 yrs		\$ 155,000		\$ 45,000	\$ 110,000		
BOD - 07/27/21 BOD (#1288)	Borrego Community - Improving Access to Healthcare - 3 yrs			\$ 575,000	\$ 30,000	\$ 545,000		
F&A - 06/11/19, 6/09/20, 06/22/21 Res. NO. 21-02	Prior Year Commitments & Carry-Over Funds		\$ 1,044,156		\$ 30,000	\$ 1,014,156		
TOTAL GRANTS			\$ 4,414,419	\$ 575,000	\$ 1,072,376	\$ 3,917,043		
Summary: As of 03/31/2022				Uncommitted & Available		A/C 2190	\$ 2,317,043	
Health Portal (CVHIP):	\$ 72,176	\$ 72,176				A/C 2186	\$ 1,600,000	<<\$870,000 BH
Behavioral Health Initiative Collective Fund	\$ 1,335,777	\$ 1,297,311				Total	\$ 3,917,043	\$730,000 Carry Over
Avery Trust - Pulmonary Services	\$ 745,877	\$ 531,426				Diff	\$ (0)	
West Valley Homelessness Initiative	\$ 94,057	\$ 71,557						
Healthcare Needs of Black Communities	\$ 655,000	\$ -						
Prior Year Commitments & Carry-Over Funds	\$ 1,014,156	\$ 1,014,156						
Total	\$ 3,917,043	\$ 2,986,626						
Amts available/remaining for Grant/Programs - FY 2021-22:				FY22 Grant Budget		Social Services Fund #5054		
Amount budgeted 2021-2022		\$ 530,000	\$ 500,000			Budget	\$ 60,000	
Amount granted year to date		\$ (575,000)	\$ 30,000			DRMC Auxiliary	\$ 12,000	Spent YTD
Mini Grants:						Balance Available	\$ 48,000	
Net adj - Grants not used:								
Contributions / Additional Funding	DHCD Grant #1134 \$400,000, IEHP \$100,000 & Lift To Rise \$75,000	\$ 575,000						
Prior Year Commitments & Carry-Over Funds	FY18-19 Funds \$14,156; FY19-20 Funds \$300,000; FY20-21 Funds \$730,000	\$ 1,014,156						
Balance available for Grants/Programs		\$ 1,544,156						

DESERT HEALTHCARE FOUNDATION						
OUTSTANDING PASS-THROUGH GRANTS AND GRANT PAYMENT SCHEDULE						
March 31, 2022						
FISCAL YEAR ENDING JUNE 30, 2022						
A/C 2183			6/30/2021	New Grants		3/31/2022
Grant ID Nos.	Name		Open	Current Yr	Total Paid	Open
			BALANCE	2021-2022	July-June	BALANCE
BOD - 10/20/20 - Contract #21-024	Coronavirus Aid, Relief, and Economic Security (CARES) Act and Center for Disease Control and Prevention Epidemiology and Laboratory Capacity (ELC) Enhancing Detection funding from Riverside County - \$2.4 Million (\$1,960,000 for grants)					
BOD - 10/20/20 (#1159)	Lideres Campesinas, Inc. - Take It to the Fields Initiative		\$ 30,000		\$ 30,000	\$ -
BOD - 03/23/21 (#1268)	El Sol Neighborhood Educational Center - Coachella Valley COVID-19 Collaborative		\$ 125,000	\$ 60,000	\$ 125,000	\$ 60,000
BOD - 03/23/21 (#1269)	Alianza Coachella Valley - ECV COVID-19 STRATEGIC COMMUNICATIONS PLAN		\$ 125,000		\$ 80,000	\$ 45,000
BOD - 03/23/21 (#1270)	Galilee Center - Emergency Services		\$ 85,000		\$ 85,000	\$ -
BOD - 03/23/21 (#1271)	Vision Y Compromiso - Stop the Spread of COVID-19		\$ 85,000		\$ -	\$ 85,000
BOD - 03/23/21 (#1272)	Youth Leadership Institute - COVID-19 ECV Collaborative		\$ 85,000		\$ 85,000	\$ -
BOD - 03/23/21 (#1273)	Pueblo Unido CDC - Coachella Valley COVID-19 Collaborative		\$ 125,000	\$ (60,000)	\$ 40,000	\$ 25,000
BOD - 03/23/21 (#1274)	Todec Legal Center Perris - Sembrando Prevencion		\$ 125,000		\$ 125,000	\$ -
BOD - 03/23/21 (#1275)	Lideres Campesinas, Inc. - Take It to the Fields Initiative		\$ 125,000		\$ 90,000	\$ 35,000
BOD - 12/15/20 - Contract	Together Toward Health funding, a Program of the Public Health Institute - \$725,000 (\$635,000 for grants)					
BOD - 12/15/20 (#1172)	El Sol Neighborhood Educational Center - Coachella Valley COVID-19 Collaborative		\$ 45,000		\$ 45,000	\$ -
BOD - 12/15/20 (#1175)	Pueblo Unido, CDC		\$ -		\$ -	\$ -
BOD - 12/15/20 (#1176)	Galilee Center - Emergency Services		\$ -		\$ -	\$ -
BOD - 12/15/20 (#1179)	Youth Leadership Institute		\$ 6,250		\$ 6,250	\$ -
BOD - 12/15/20 (#1180)	Alianza Coachella Valley - ECV COVID-19 STRATEGIC COMMUNICATIONS PLAN		\$ 6,250		\$ 6,250	\$ -
BOD - 12/15/20 (#1181)	Vision Y Compromiso - Promotoras and the Coachella Valley COVID-19 Collaborative		\$ 45,000		\$ 45,000	\$ -
BOD - 12/15/20 (#1185)	Lideres Campesinas, Inc. - Take It to the Fields Initiative		\$ 45,000		\$ 45,000	\$ -
BOD - 12/15/20 (#1189)	Todec Legal Center Perris - Sembrando Prevencion		\$ 45,000		\$ 45,000	\$ -
TOTAL GRANTS			\$ 1,102,500	\$ -	\$ 852,500	\$ 250,000
CARES/ELC	Passthrough to Community Based Organizations		\$ 910,000	\$ -	\$ 660,000	\$ 250,000
	CARES/ELC Administrative Costs		\$ 200,000		\$ 200,000	\$ -
Total CARES/ELC			\$ 1,110,000		\$ 860,000	\$ 250,000
Public Health Institute	Passthrough to Community Based Organizations		\$ 192,500	\$ -	\$ 192,500	\$ -
	Public Health Institute Administrative Costs		\$ 37,946		\$ 37,946	\$ (0)
TOTAL Public Health Institute			\$ 3,552,946	\$ -	\$ 230,446	\$ (0)
Amts available/remaining for Grant/Programs - FY 2021-22:					Account 2183	\$ 250,000
Amount granted year to date		\$ -				\$ (0)
Mini Grants:					Grant Funds	
					CARES/ELC	PHI
Net adj - Grants not used:				Total Grant	\$ 2,400,000	\$ 725,000
Foundation Administration Costs		\$ (237,946)		Received to Date	\$ 2,300,000	\$ 725,000
Contributions / Additional Funding	ELC3 \$200,000 & PHI \$37,946 Carryover from FY21	\$ 237,946		Balance Remaining	\$ 100,000	\$ -
Balance available for Grants/Programs		\$ -				



IMPROVING ACCESS TO HEALTHCARE IN DESERT HIGHLAND GATEWAY ESTATES

RFP-20201001 - Monthly REPORT

Report Period: 01/01/2022 – 01/31/2022
 (Monthly report due the 15th of each month)

Report by: Heidi Galicia, Dir. School Base Health / Mobile Services

Program/Project Information:

Grant # 1288

Project Title: Improving Access to Healthcare in Desert Highland Gateway Estates

Start Date: 07/01/2021

End Date: 06/30/2024

Term: 36 Months

Grant Amount: \$575,000

Executive Summary: Borrego Health is committed to providing and increasing access to healthcare services for those living in Desert Highland Gateway Estates and the surrounding communities. This funding will provide support for a pilot mobile services program and begin to assess the sustainability of a more permanent health care program within the community. It is anticipated that 2,913 medical and dental visits will be conducted with part-time mobile services in the community.

Goal	Goal/ Objective/ Other Topics	Successes, Emergent Issues, Challenges Findings, and Supporting Information (Graphs, reports, indicator results, etc.)
1. collaboration	<p>Through a multifaceted approach, Borrego Health intends to develop a collaborative relationship with the DHG Health and Wellness Committee. The team is committed to participation in meetings as desired by the committee to ensure open dialogue as to the perceptions of health issues. The committee will be informed of all planned schedules and activities on a monthly basis in advance to encourage support and participation. Any changes will be clearly communicated to avoid any misunderstanding.</p>	<p>Borrego leadership continued to meet with the Desert Highland Gateway Estates Wellness committee to provide updates regarding the utilization of services, activities, and challenges. The goal is to encourage support, seek input and ideas from the neighborhood/community leaders to improve awareness and ultimately utilization of available services.</p> <p>Due to the new year holiday, one (1) meeting was conducted during this month.</p> <p>Attendees included: Desert Highland Gateway Wellness Committee: Deiter Crawford Borrego Health: Heidi Galicia, Director of School Base Health and Mobile Services, Porsha Wilson-Teen Health Coordinator. Other attendees invited by the Wellness Committee and or Borrego Health: Donna Craig-Chief Program Officer of the Desert Health Care District, Meghan Kane – Senior Program Officer for the Desert Health Care District, Jana Trew - Senior Program Officer of Behavioral Health for the Desert Health Care District.</p> <p>Meeting highlights for this reporting period: Heidi presented a comprehensive aggregated data report for the last six (6) months since services began. Report included</p> <ul style="list-style-type: none"> • Total patients seen vs patient visits from July 12th to December 31st, 2021 • Billable visits vs non-billable (nurse type visits such as those for immunization are considered to be



IMPROVING ACCESS TO HEALTHCARE IN DESERT HIGHLAND GATEWAY ESTATES

RFP-20201001 - Monthly REPORT

Goal	Goal/ Objective/ Other Topics	Successes, Emergent Issues, Challenges Findings, and Supporting Information (Graphs, reports, indicator results, etc.)																																																						
		<p>non-billable to insurance carriers. Billable visits are those in which a face-to-face encounter with a medical provider occurred) information was shared as means to track the financial sustainability of the program.</p> <ul style="list-style-type: none"> Total number of patients seen who lacked health coverage at the time services were rendered. Total number of uninsured patients who received insurance enrollment assistance by Borrego Health's Care Coordinator Specialist department and were successfully granted health coverage thru either a state or local funded program or health plan. In addition to the number of patients who declined assistance. Type of services rendered. (COVID Vaccine, COVID Test, Flu Vaccine, Follow Up Visits, Immunizations, Labs, Physical Exams, Sick Visits, Sports Physicals, and Well Child Exams) Patients seen divided by age group. Patients seen divided by Race/Ethnicity Number of Teens seen, type of services provide specifically to teens, uninsured vs insured teens served, ethnicity/race specifically to teen patients. <p>After reviewing this data with the group, the meeting attendees requested to see data of patients seen by place of residency. This data will be presented during the next meetings scheduled for February 11th.</p>																																																						
2. service	<p>By June 30, 2024, a minimum of 2053 patient care medical and 860 dental visits will be provided.</p>	<p>During this month, Medical Mobile Services continued to be promoted and marketed thru flyer distribution at local businesses, churches, and at the James O Jessie Unity Center.</p> <p>The table below shows the total number of patients seen since the launch of services on July 12, 2021, up to this reporting period.</p> <table border="1" style="width: 100%; border-collapse: collapse; text-align: center;"> <thead> <tr style="background-color: #800000; color: white;"> <th>Month</th> <th>Number of Patients Served</th> <th>Number of Visits</th> <th>Medical</th> <th>Dental</th> <th>Total Uninsured</th> </tr> </thead> <tbody> <tr><td>July</td><td>51</td><td>52</td><td>52</td><td>0</td><td>8</td></tr> <tr><td>August</td><td>59</td><td>62</td><td>62</td><td>0</td><td>19</td></tr> <tr><td>September</td><td>28</td><td>31</td><td>31</td><td>0</td><td>5</td></tr> <tr><td>October</td><td>33</td><td>36</td><td>36</td><td>0</td><td>13</td></tr> <tr><td>November</td><td>24</td><td>27</td><td>27</td><td>0</td><td>14</td></tr> <tr><td>December</td><td>91</td><td>101</td><td>101</td><td>0</td><td>31</td></tr> <tr><td>January</td><td>171</td><td>200</td><td>200</td><td>0</td><td>52</td></tr> <tr style="background-color: #800000; color: white;"><td>Total</td><td>457</td><td>509</td><td>509</td><td>0</td><td>144</td></tr> </tbody> </table>	Month	Number of Patients Served	Number of Visits	Medical	Dental	Total Uninsured	July	51	52	52	0	8	August	59	62	62	0	19	September	28	31	31	0	5	October	33	36	36	0	13	November	24	27	27	0	14	December	91	101	101	0	31	January	171	200	200	0	52	Total	457	509	509	0	144
Month	Number of Patients Served	Number of Visits	Medical	Dental	Total Uninsured																																																			
July	51	52	52	0	8																																																			
August	59	62	62	0	19																																																			
September	28	31	31	0	5																																																			
October	33	36	36	0	13																																																			
November	24	27	27	0	14																																																			
December	91	101	101	0	31																																																			
January	171	200	200	0	52																																																			
Total	457	509	509	0	144																																																			



IMPROVING ACCESS TO HEALTHCARE IN DESERT HIGHLAND GATEWAY ESTATES

RFP-20201001 - Monthly REPORT

Goal	Goal/ Objective/ Other Topics	Successes, Emergent Issues, Challenges Findings, and Supporting Information (Graphs, reports, indicator results, etc.)																
		<div style="text-align: center;"> <h3>Desert Highland Gateway Estates</h3> <table border="1" style="margin: 10px auto; border-collapse: collapse;"> <thead> <tr> <th></th> <th>July</th> <th>August</th> <th>September</th> <th>October</th> <th>November</th> <th>December</th> <th>January</th> </tr> </thead> <tbody> <tr> <td>— Total Served</td> <td>52</td> <td>62</td> <td>31</td> <td>36</td> <td>32</td> <td>101</td> <td>200</td> </tr> </tbody> </table> </div> <p>Please note: the significant increase in the total number of patients seen reflects the high demand for COVID testing, this is due to the surge of positive Omicron cases as well as exposures during the holiday break.</p> <p>Due to the ever-changing situation related to the 2019 Novel Coronavirus (COVID-19) and most recently the surge in positive cases due to the Omicron Variant, dental professionals continue to be considered of increased occupational risk because of their routine exposure to patient’s airways and performance of the aerosol-generating procedure. Due to the confined space of mobile clinics and the risk to our dental staff, Borrego Health did not launch dental services during this reporting period. Instead, patients encountered during the medical mobile days were assessed for dental-related needs and referred to Borrego’s nearest dental clinic, at either Centro Medico Cathedral City or DHS Health and Wellness Center depending on patient preference. Shuttle services continue to be provided to and from our dental clinic as needed for patients who lack transportation. Borrego Health will continue to monitor data from the Riverside County of Public Health and recommendations from the CDC and ADA to determine the best time to launch mobile dental services at DHG. The DHG Wellness Committee and DHCD will be kept informed as things continue to develop.</p>		July	August	September	October	November	December	January	— Total Served	52	62	31	36	32	101	200
	July	August	September	October	November	December	January											
— Total Served	52	62	31	36	32	101	200											



IMPROVING ACCESS TO HEALTHCARE IN DESERT HIGHLAND GATEWAY ESTATES RFP-20201001 - Monthly REPORT

Goal	Goal/ Objective/ Other Topics	Successes, Emergent Issues, Challenges Findings, and Supporting Information (Graphs, reports, indicator results, etc.)																																													
3. Community Education Event	Conduct community education events and activities to address health care and other wellness topics	<p>Due to the situation related to COVID-19 and most recently the surge in positive cases due to the Delta and Omicron Variants all community events continue to be on hold.</p> <p>No events to report during this month.</p>																																													
4. Enabling Services	By June 30, 2024, provide 600 individuals with assistance for applications, retention, addressing issues with their healthcare coverage and/or enabling services.	<p>During this reporting period, Borrego Health’s Mobile Services team provided medical services to Thirty-one (31) patients’ uninsured patients.</p> <p>Pediatric patients who needed routine physical exams and or immunizations were granted temporarily Medi-cal thru the Child Health Disability Prevention program and referred to our Care Coordinator Specialist (CCS) for permanent insurance enrollment assistance.</p> <p>Adult and pediatric patients seen during this period who needed COVID-related services, testing, or vaccines were provided care at no cost. Adult uninsured patients were also referred to our CCS for program or insurance enrollment.</p> <p>The table below shows the total number of patients seen since the launch of services on July 12, 2021, up to this reporting period who lacked insurance coverage and were successfully enrolled in a health program or insurance.</p> <table border="1" style="width: 100%; border-collapse: collapse; text-align: center;"> <thead> <tr style="background-color: #800000; color: white;"> <th></th> <th>July</th> <th>August</th> <th>September</th> <th>October</th> <th>November</th> <th>December</th> <th>January</th> <th>Total</th> </tr> </thead> <tbody> <tr> <td style="text-align: left;">Total Patients Served</td> <td>51</td> <td>59</td> <td>28</td> <td>33</td> <td>24</td> <td>91</td> <td>171</td> <td>457</td> </tr> <tr> <td style="text-align: left;">Total Visits</td> <td>52</td> <td>62</td> <td>31</td> <td>36</td> <td>27</td> <td>101</td> <td>200</td> <td>509</td> </tr> <tr style="background-color: #cccccc;"> <td style="text-align: left;">Uninsured Patients</td> <td>8</td> <td>20</td> <td>6</td> <td>13</td> <td>14</td> <td>31</td> <td>52</td> <td>144</td> </tr> <tr> <td style="text-align: left;">Patients Enrolled in Insurance</td> <td>0</td> <td>12</td> <td>8</td> <td>11</td> <td>7</td> <td>7</td> <td>16</td> <td>61</td> </tr> </tbody> </table> <p style="text-align: right; background-color: #e0e0e0; padding: 5px;">Of the 92 uninsured patients, 21 declined insurance enrollment assistance.</p>		July	August	September	October	November	December	January	Total	Total Patients Served	51	59	28	33	24	91	171	457	Total Visits	52	62	31	36	27	101	200	509	Uninsured Patients	8	20	6	13	14	31	52	144	Patients Enrolled in Insurance	0	12	8	11	7	7	16	61
	July	August	September	October	November	December	January	Total																																							
Total Patients Served	51	59	28	33	24	91	171	457																																							
Total Visits	52	62	31	36	27	101	200	509																																							
Uninsured Patients	8	20	6	13	14	31	52	144																																							
Patients Enrolled in Insurance	0	12	8	11	7	7	16	61																																							



IMPROVING ACCESS TO HEALTHCARE IN DESERT HIGHLAND GATEWAY ESTATES RFP-20201001 - Monthly REPORT

Goal	Goal/ Objective/ Other Topics	Successes, Emergent Issues, Challenges Findings, and Supporting Information (Graphs, reports, indicator results, etc.)																								
5. Teen Health	Include a teen health component that addresses risk behaviors. By June 30, 2024, 300 unduplicated teens will have participated in educational activities or received health care services.	<p>During this reporting period, Thirty-four (34) teens between the ages of twelve (12) to nineteen (19) years of age received medical services at the Mobile Clinic. Services included COVID tests, immunizations, school enrollment physicals, sports physicals, reproductive health, and sick checkups.</p> <table border="1" style="width: 100%; border-collapse: collapse; margin-top: 10px;"> <thead> <tr style="background-color: #800000; color: white;"> <th></th> <th>July</th> <th>August</th> <th>September</th> <th>October</th> <th>November</th> <th>December</th> <th>January</th> <th>Total</th> </tr> </thead> <tbody> <tr> <td style="background-color: #cccccc;">Number of Patients Served</td> <td style="text-align: center;">38</td> <td style="text-align: center;">36</td> <td style="text-align: center;">5</td> <td style="text-align: center;">15</td> <td style="text-align: center;">6</td> <td style="text-align: center;">10</td> <td style="text-align: center;">34</td> <td style="text-align: center;">110</td> </tr> </tbody> </table>								July	August	September	October	November	December	January	Total	Number of Patients Served	38	36	5	15	6	10	34	110
	July	August	September	October	November	December	January	Total																		
Number of Patients Served	38	36	5	15	6	10	34	110																		

January 28, 2022

HEALTHY DESERT HIGHLAND GATEWAY ESTATES

IMPROVING ACCESS TO HEALTHCARE IN DESERT HIGHLAND
GATEWAY ESTATES

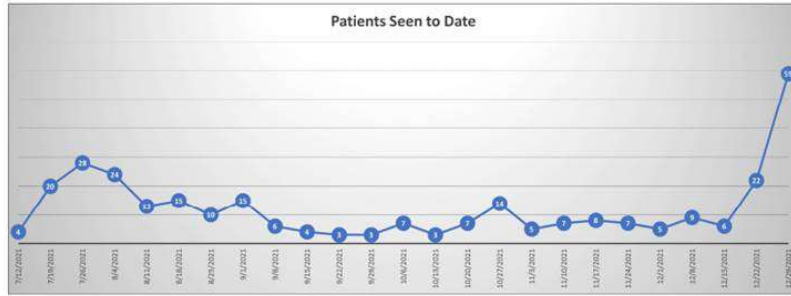


Desert Highland Gateway Community | Agenda (Health Care Access Project) 01/28/2022

- 1 | Check in
- 2 | Welcome any new attendees
- 3 | Updates
 - Mobile Clinic
 - 6 month Update
- 4 | Next Steps
 - Community Satisfaction Survey
 - Increase community engagement to increase utilization of services
 - Develop and implement a Teen program according to community needs
- 5 | Next Meeting: *Friday February 11th, 2021*

Updates

RFP - Desert Highland Gateway Estates (July 1, 2021 - June 30, 2022)																																												
	12-Jul	19-Jul	26-Jul	4-Aug	11-Aug	18-Aug	25-Aug	1-Sep	8-Sep	15-Sep	22-Sep	29-Sep	6-Oct	13-Oct	20-Oct	27-Oct	3-Nov	10-Nov	17-Nov	24-Nov	1-Dec	8-Dec	15-Dec	22-Dec	29-Dec	Total	Combined Total	To Meet Goal (\$80)																
Total Peds	3	17	23	24	10	14	9	14	4	1	1	0	4	1	3	14	5	0	4	0	0	1	2	4	12	170	309	-231																
Total Adult	1	3	5	0	3	1	1	2	3	2	3	3	3	2	4	5	0	7	4	7	5	8	4	18	47	139																		
Uninsured	0	3	5	5	6	5	4	1	2	1	1	1	0	0	1	12	2	5	4	2	1	4	1	7	18	92																		
July Total Served	58				AUG Total Served				82				September Total Served				31				October Total Served				36				November Total Served				32				December Total Served				101			
July Uninsured	8				AUG Uninsured				20				September Uninsured				6				October Uninsured				13				November Uninsured				14				December Uninsured				31			



July – December – Pts seen vs Pt Visits

Total Patients Seen = 286		Total # of Visits = 309	
Jul	51	Jul	52
Aug	59	Aug	59
Sep	28	Sep	32
Oct	33	Oct	38
Nov	24	Nov	27
Dec	91	Dec	101
Grand Total	286	Grand Total	309

Nurse	126
Provider	183

Uninsured	92
Enrolled Insured	39
Declined Assistance	21
Other Programs	6



*Please note that in many of these cases the insurance coverage was granted to other household members.



July – December Type of Service

COVID Test	85
COVID Vaccine	54
Flu Vaccine	2
Follow up Visit	1
Immz	39
Labs	1
Physical Exam	3
Sick Visit	8
Sport Physical	3
Well Child Exam	113
Total	309

Jul	
Immz	17
Adult Physical Exam	1
Well Child Exam	34

Aug	
COVID Test	1
COVID Vaccine	1
Immz	15
Adult Physical Exam	1
Sick Visit	1
Well Child Exam	40

Sep	
COVID Test	3
COVID Vaccine	6
Immz	4
Sick Visit	2
Well Child Exam	17

Oct	
COVID Test	8
COVID Vaccine	10
Flu Vaccine	2
Immz	2
Sick Visit	1
Sport Physical	3
Well Child Exam	12

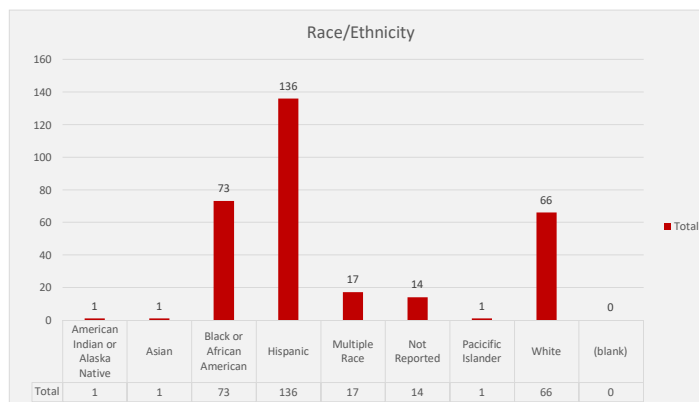
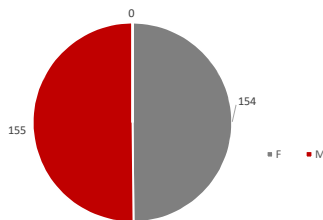
Nov	
COVID Test	2
COVID Vaccine	16
Follow up Visit	1
Immz	1
Sick Visit	2
Well Child Exam	5

Dec	
COVID Test	71
COVID Vaccine	21
Labs	1
Adult Physical Exam	1
Sick Visit	2
Well Child Exam	5



Data July - December

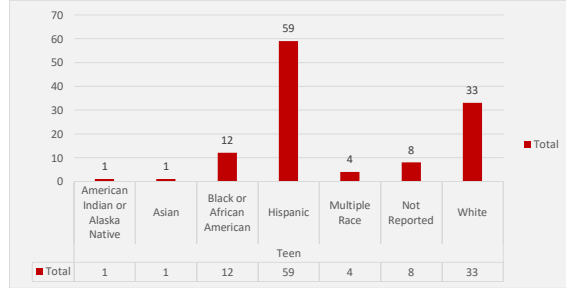
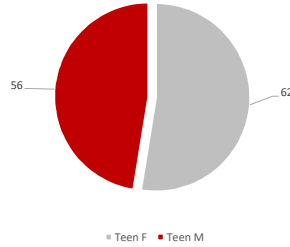
By Age		
Pediatric	1-11yrs	59
Teens	12yrs- 17yrs	118
Adults A	18yrs-25yrs	21
Adults B	25yrs -55yrs	80
Adults C	55yrs - 89yrs	31



July – December – Teen Health

COVID Test	8
COVID Vaccine	9
Follow up Visit	1
Immz	36
Sport Physical	2
Well Child Exam	62
Total	118

Insurance Status	
Insured	90
Non Insured	28



Desert Highland Gateway Community | Agenda (Health Care Access Project) 01/28/2022

- 1 | Check in
- 2 | Welcome any new attendees
- 3 | Updates
 - Mobile Clinic
 - 6 month Update
- 4 | Next Steps
 - Community Satisfaction Survey
 - Increase community engagement to increase utilization of services
 - Develop and implement a Teen program according to community needs
- 5 | Next Meeting: *Friday February 11th, 2021*



Open Forum



THANK YOU!

NEXT MEETING: FEBRUARY 11, 2022





DESERT HEALTHCARE
DISTRICT & FOUNDATION

Date: April 12, 2022
To: PROGRAM COMMITTEE
Subject: Behavioral Health Initiative Informational Update

Staff Recommendation: Information only

History/Background:

- The Desert Healthcare District and Foundation’s board-approved Behavioral Health Initiative working group convenings and our outreach efforts to local school district leadership have highlighted a key area of need to be addressed: Improving Access to Mental Health Prevention Services to Children (0-18yrs) and Their Families.
- The COVID pandemic has resulted in a number of impactors relative to children (0-18yrs) and their families. These include the effects of isolation, loss of loved ones, fear of becoming ill and difficulty navigating the return to in-person educational settings.
- To increase interest in District/Foundation funding opportunities and to incentivize grant applications, staff is recommending releasing a Request for Proposals (RFP) inviting local organizations to submit proposals focusing on behavioral health non-physical access barriers (Ex. insurance enrollment, connection to care) and physical access barriers (Ex. non-traditional prevention infrastructure development, transportation, mobile health, and telehealth).
- Staff projects an RFP release date of April 27, 2022 with a submission date of June 3, 2022. Staff will bring recommended proposals to the June Program Committee and Board of Directors meetings.
- Nexus to Strategic Plan: Goal #3 Proactively expand community access to behavioral/mental health services.
- Fiscal Impact:
- Two-year grant with an award amount not to exceed (NTE) \$500,000.